ARTMAR SHOWROOM
JOINERY MARBLE FINISHES

PAARDEN EILAND | CAPE TOWN

INTERIOR STYLING | NEW ARTMAR SHOWROOM | 28 SEPTEMBER 2020

CONTENT

01 Plan Review

02 Reception Area

03 Display Cube 1 - Dark Kitchen

04 Display Cube 2 - Fireplace and Lounge

05 Display Cube 3 - Light Bathroom

06 Display Cube 4 - Light Kitchen

07 Display Cube 5 - Dark Bathroom

08 Display Cube 6 - Outdoor

09 Boardroom

10 Sales Selections Area

11 Wall Cladding

12 Seated Waiting Area

13 Joiners / Carpenters / Marble Fabrication Notes

PLEASE NOTE: THESE ARE DESIGN DRAWINGS ONLY :
THE RESPECTIVE AND APPOINTED JOINERS / CARPENTER NEEDS TO
ISSUE FINAL WORKSHOP DRAWINGS AND HAVE CLIENT SIGN OFF FOR FINAL APPROVAL.

01

REVISED FLOOR PLAN REVIEW

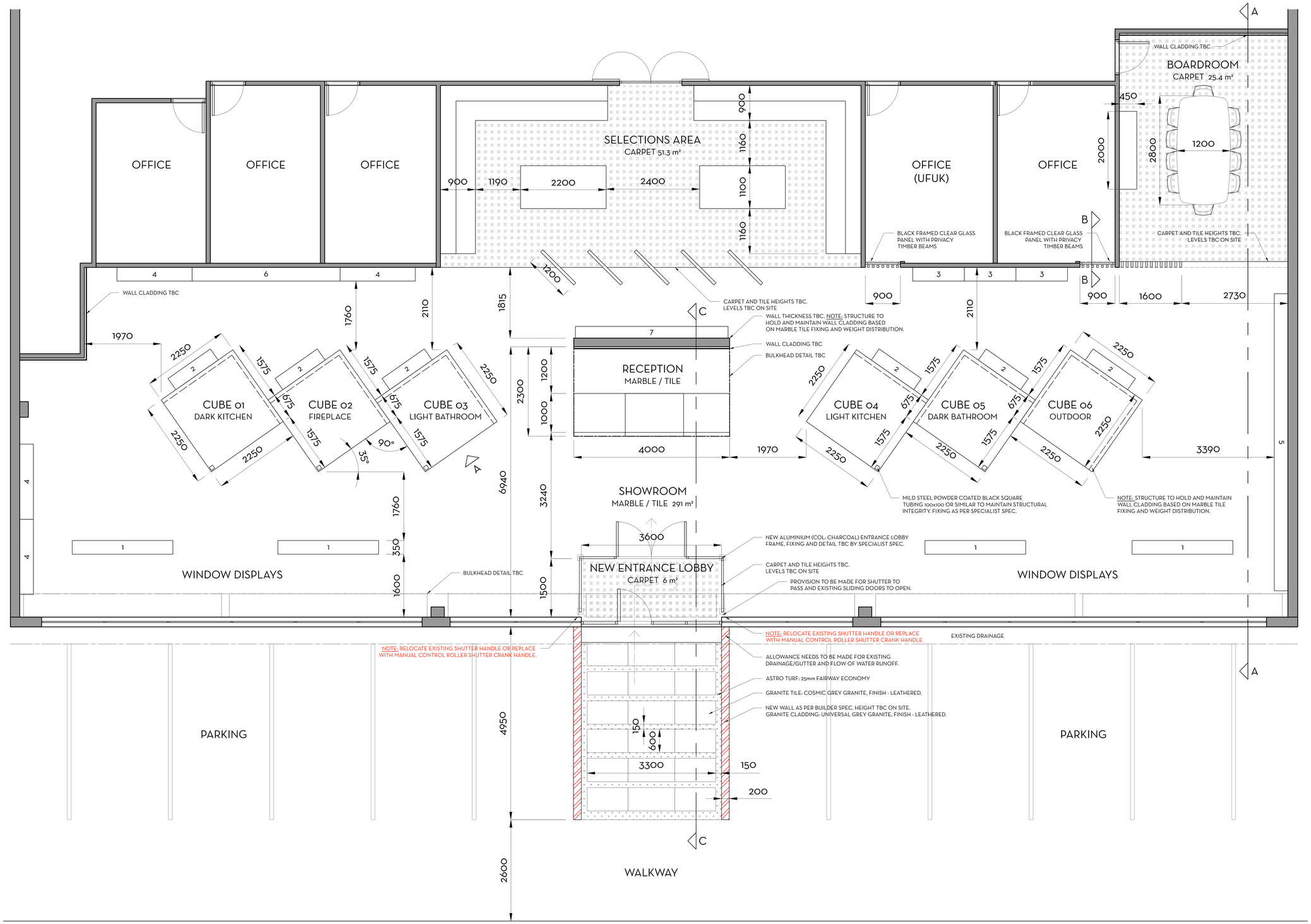

FLOOR PLAN

SCALE 1:100

PROPOSED DRAFT SHOWROOM DETAIL

NOTE: ALL FIXING DETAIL TO BE CONFIRMED BY SPECIALIST SPEC.

NOTE:

The design of this drawing is copyright and remains the property of the Interior Designer.

Contractor to verify all levels, heights and dimensions on site and check same against drawings before putting any work in hand. Any discrepancies to be reported immediately to the designer for clarifications. Please contact us should you be unsure!

All dimensions are given in millimeters.

All work must comply with the current South African National Building Regulations, SANS 10400.

REVISIONS

Rev No.	Description	Date
01	Drawings updated as per meeting 24/08	24.08.2020
02	Drawings updated as per meeting 27/08	27.08.2020
03	Updated as per site measurements.	07.09.2020
04	Updated as per site measurements and meeting with client 07/09.	09.09.2020
05	Detail updated as discussed with client.	11.09.2020
06	Cube detail and exterior ramp detail added.	18.09.2020
07	Entrance lobby updated as per site meeting.	22.09.2020

ADDITIONAL NOTES:

Existing Display Units Measurements:

Nr.	Dimensions	Qty.
01	2765 H x 2586 W	x5
02	2765 H x 1325 W	x6
03	2265 H x 1325 W	x3
04	2765 H x 1930 W	x4
05	2765 H x 7625 W	x1
06	2765 H x 3800 W	x1
07	2785 H x 3920 W - Mosaic Stand	x1

Project
ARTMAR SHOWROOM

Issued for
INFORMATION PURPOSES

Design stage
SKETCH DRAWINGS

Drawing
PROPOSED DRAFT SHOWROOM DETAIL

Date of issue	Drawn by	Issued by
2020.09.22	EB	LC

Drawing No.	Scale	Pg size	Revision
25|08|20	As shown	A3	07

www.sodesigns.co.za

SODESIGN's TERMS:

SOdesigns Close Corporation (SOdesign Lifestyles trading as SOdesigns) (SODESIGNS)

SODESIGNS's Terms in their prevailing form from time to time (SODESIGNS's Terms) are applicable to all business dealings (including those with client and suppliers) and all agreements. Products and Services are made available to customers subject to SODESIGNS's Terms. The prevailing SODESIGNS Terms are available at www.SOdesigns.co.za.

Leighton Clapton 083 454 7410

02
RECEPTION AREA

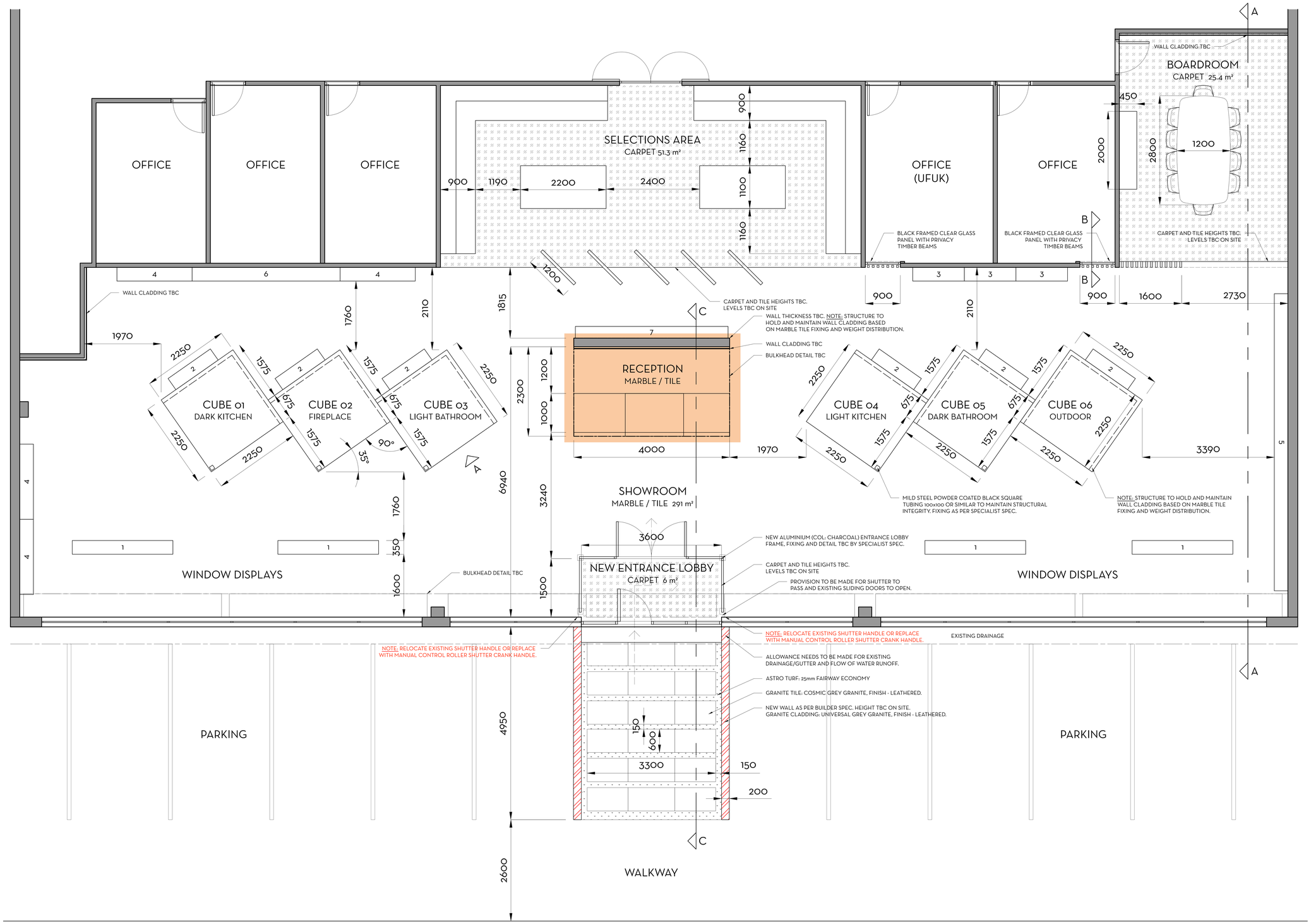

FLOOR PLAN

SCALE 1:100

PROPOSED DRAFT SHOWROOM DETAIL

NOTE: ALL FIXING DETAIL TO BE CONFIRMED BY SPECIALIST SPEC.

NOTE:

The design of this drawing is copyright and remains the property of the Interior Designer.

Contractor to verify all levels, heights and dimensions on site and check same against drawings before putting any work in hand. Any discrepancies to be reported immediately to the designer for clarifications. Please contact us should you be unsure!

All dimensions are given in millimeters.

All work must comply with the current South African National Building Regulations, SANS 10400.

REVISIONS

Rev No.	Description	Date
01	Drawings updated as per meeting 24/08	24.08.2020
02	Drawings updated as per meeting 27/08	27.08.2020
03	Updated as per site measurements.	07.09.2020
04	Updated as per site measurements and meeting with client 07/09.	09.09.2020
05	Detail updated as discussed with client.	11.09.2020
06	Cube detail and exterior ramp detail added.	18.09.2020
07	Entrance lobby updated as per site meeting.	22.09.2020

ADDITIONAL NOTES:

Existing Display Units Measurements:

Nr.	Dimensions	Qty.
01	2765 H x 2586 W	x5
02	2765 H x 1325 W	x6
03	2265 H x 1325 W	x3
04	2765 H x 1930 W	x4
05	2765 H x 7625 W	x1
06	2765 H x 3800 W	x1
07	2785 H x 3920 W - Mosaic Stand	x1

Project
ARTMAR SHOWROOM

Issued for
INFORMATION PURPOSES

Design stage
SKETCH DRAWINGS

Drawing
PROPOSED DRAFT SHOWROOM DETAIL

Date of issue	Drawn by	Issued by
2020.09.22	EB	LC

Drawing No.	Scale	Pg size	Revision
25|08|20	As shown	A3	07

www.sodesigns.co.za

SODESIGN's TERMS:

SOdesigns Close Corporation (SOdesign Lifestyles trading as SOdesigns) (SODESIGNS)

SODESIGNS's Terms in their prevailing form from time to time (SODESIGNS's Terms) are applicable to all business dealings (including those with client and suppliers) and all agreements. Products and Services are made available to customers subject to SODESIGNS's Terms. The prevailing SODESIGNS Terms are available at www.SOdesigns.co.za.

Leighton Clapton 083 454 7410



INTERIOR STYLING

RECEPTION

FINSIHES AND FIXTURES

1. PG Bison - African Wenge
2. Plascon Evasive White
3. Palamino Marble - 600x1200 Brick Pattern
4. PG Bison - Storm Grey Supagloss
5. Ripple Grey Marble 20mm - Polished

SO designs presented by LEIGHTON CLAPTON

3D RENDERED IMAGE

INTERIOR STYLING
RECEPTION

SO designs presented by LEIGHTON CLAPTON

3D RENDERED IMAGE

INTERIOR STYLING
RECEPTION

SO designs presented by LEIGHTON CLAPTON

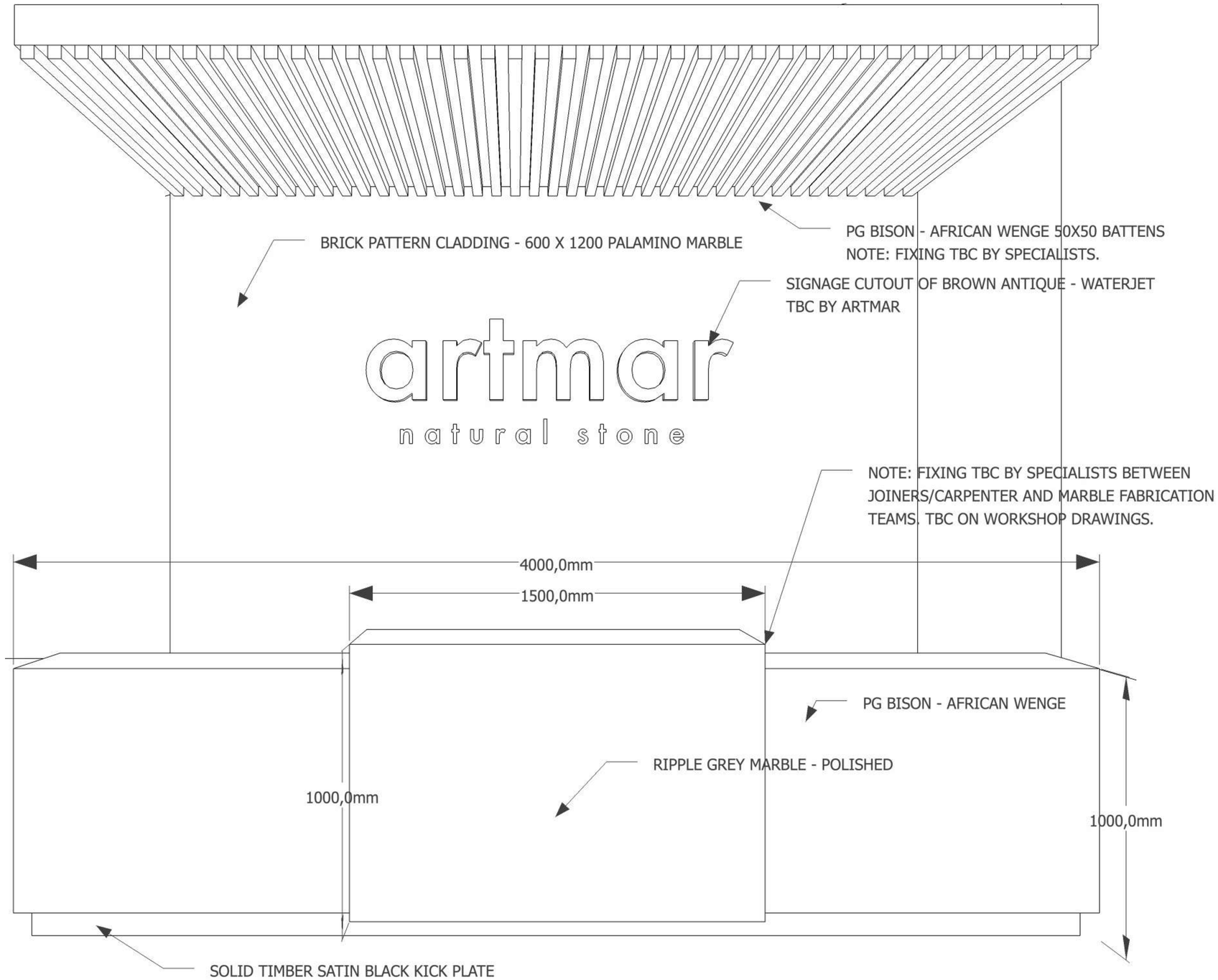

DETAILED DRAWING - RECEPTION AREA
MEASUREMENTS AND FINISHES

INTERIOR STYLING

RECEPTION AREA

SO designs presented by LEIGHTON CLAPTON

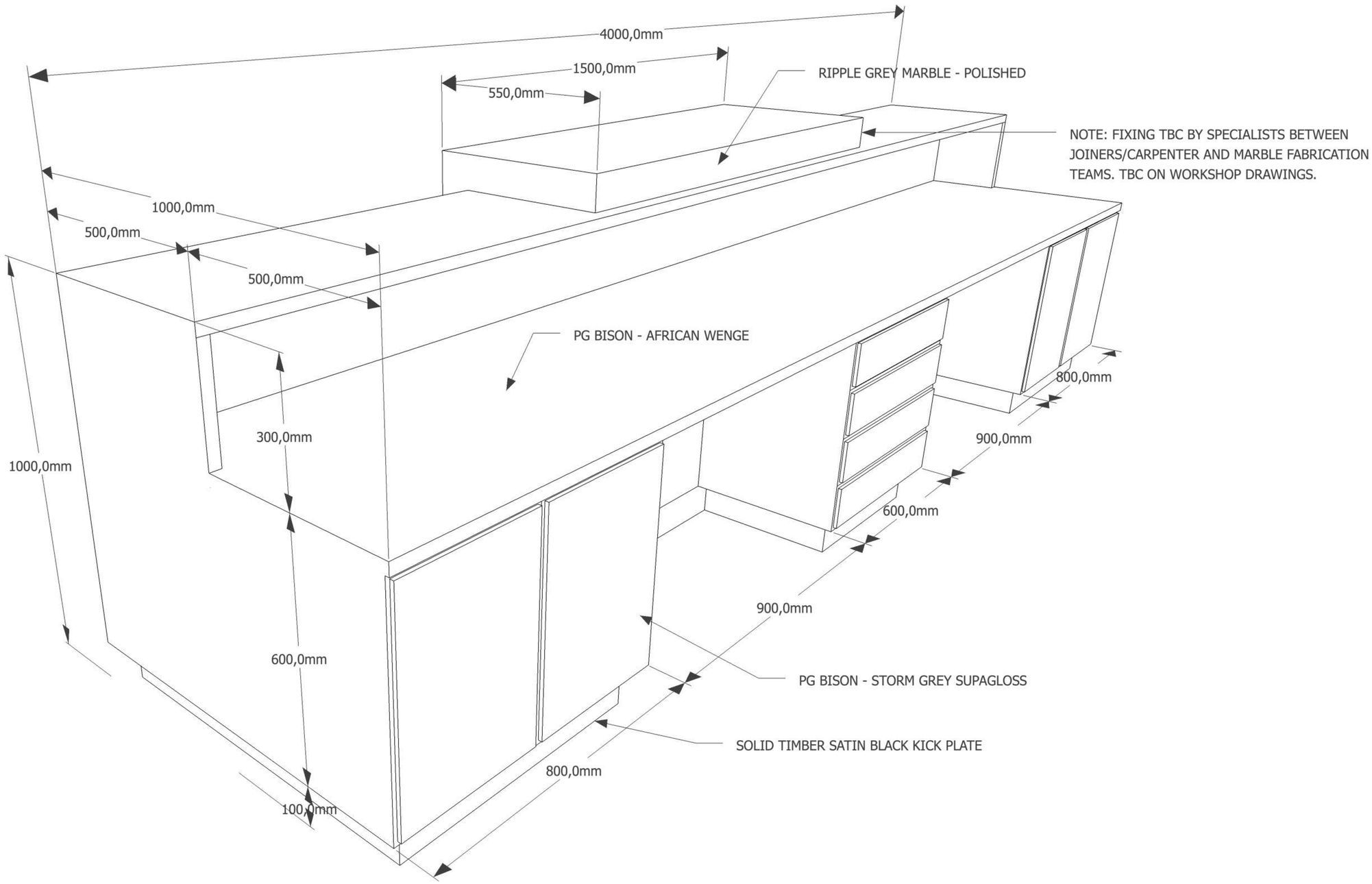

DETAILED DRAWING - RECEPTION DESK
MEASUREMENTS AND FINISHES

INTERIOR STYLING

RECEPTION DESK

SO designs presented by LEIGHTON CLAPTON

03
DISPLAY CUBE 1 - DARK KITCHEN

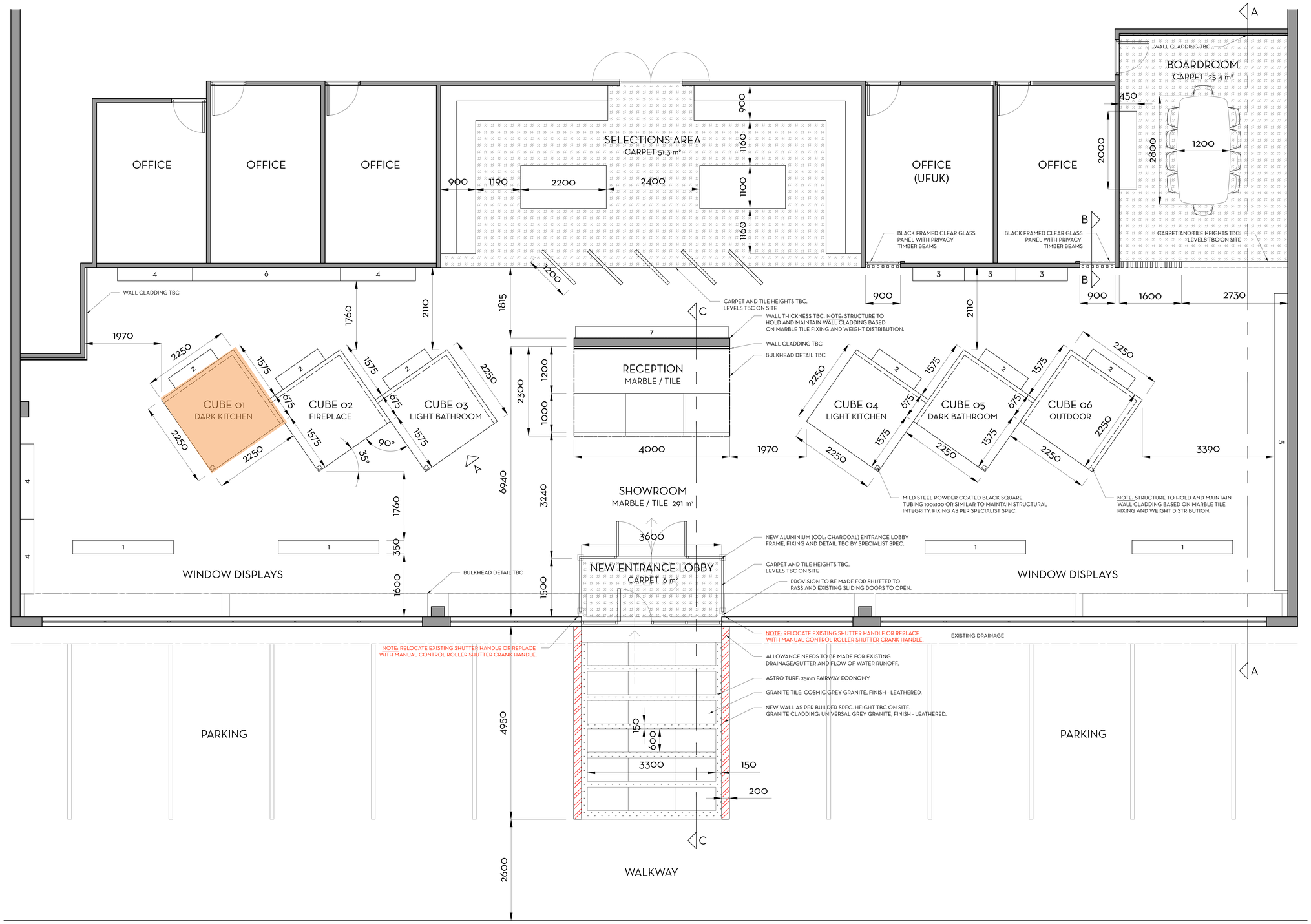

FLOOR PLAN

SCALE 1:100

PROPOSED DRAFT SHOWROOM DETAIL

NOTE: ALL FIXING DETAIL TO BE CONFIRMED BY SPECIALIST SPEC.

NOTE:

The design of this drawing is copyright and remains the property of the Interior Designer.

Contractor to verify all levels, heights and dimensions on site and check same against drawings before putting any work in hand. Any discrepancies to be reported immediately to the designer for clarifications. Please contact us should you be unsure!

All dimensions are given in millimeters.

All work must comply with the current South African National Building Regulations, SANS 10400.

REVISIONS

Rev No.	Description	Date
01	Drawings updated as per meeting 24/08	24.08.2020
02	Drawings updated as per meeting 27/08	27.08.2020
03	Updated as per site measurements.	07.09.2020
04	Updated as per site measurements and meeting with client 07/09.	09.09.2020
05	Detail updated as discussed with client.	11.09.2020
06	Cube detail and exterior ramp detail added.	18.09.2020
07	Entrance lobby updated as per site meeting.	22.09.2020

ADDITIONAL NOTES:

Existing Display Units Measurements:

Nr.	Dimensions	Qty.
01	2765 H x 2586 W	x5
02	2765 H x 1325 W	x6
03	2265 H x 1325 W	x3
04	2765 H x 1930 W	x4
05	2765 H x 7625 W	x1
06	2765 H x 3800 W	x1
07	2785 H x 3920 W - Mosaic Stand	x1

Project
ARTMAR SHOWROOM

Issued for
INFORMATION PURPOSES

Design stage
SKETCH DRAWINGS

Drawing
PROPOSED DRAFT SHOWROOM DETAIL

Date of issue	Drawn by	Issued by
2020.09.22	EB	LC

Drawing No.	Scale	Pg size	Revision
25|08|20	As shown	A3	07

www.sodesigns.co.za

SODESIGN's TERMS:

SOdesigns Close Corporation (SOdesign Lifestyles trading as SOdesigns) (SODESIGNS)

SODESIGNS's Terms in their prevailing form from time to time (SODESIGNS's Terms) are applicable to all business dealings (including those with client and suppliers) and all agreements. Products and Services are made available to customers subject to SODESIGNS's Terms. The prevailing SODESIGNS Terms are available at www.SOdesigns.co.za.

Leighton Clapton 083 454 7410





INTERIOR STYLING

DISPLAY CUBE 1

FINSIHES AND FIXTURES

1. Silver Canyon Marble - 20mm Polished
2. PG Bison - Storm Grey Supagloss
3. Neolith - Strata 12mm
4. Pietra Grey Dark Marble - 20mm

SO designs presented by LEIGHTON CLAPTON

3D MODELLED IMAGE

INTERIOR STYLING

DISPLAY CUBE 1

OPTION 1

SO designs presented by LEIGHTON CLAPTON

3D MODELLED IMAGE

INTERIOR STYLING

DISPLAY CUBE 1
OPTION 2

SO designs presented by LEIGHTON CLAPTON

3D MODELLED IMAGE

INTERIOR STYLING

DISPLAY CUBE 1

OPTION 1

SO designs presented by LEIGHTON CLAPTON

3D MODELLED IMAGE

INTERIOR STYLING

DISPLAY CUBE 1
OPTION 2

SO designs presented by LEIGHTON CLAPTON

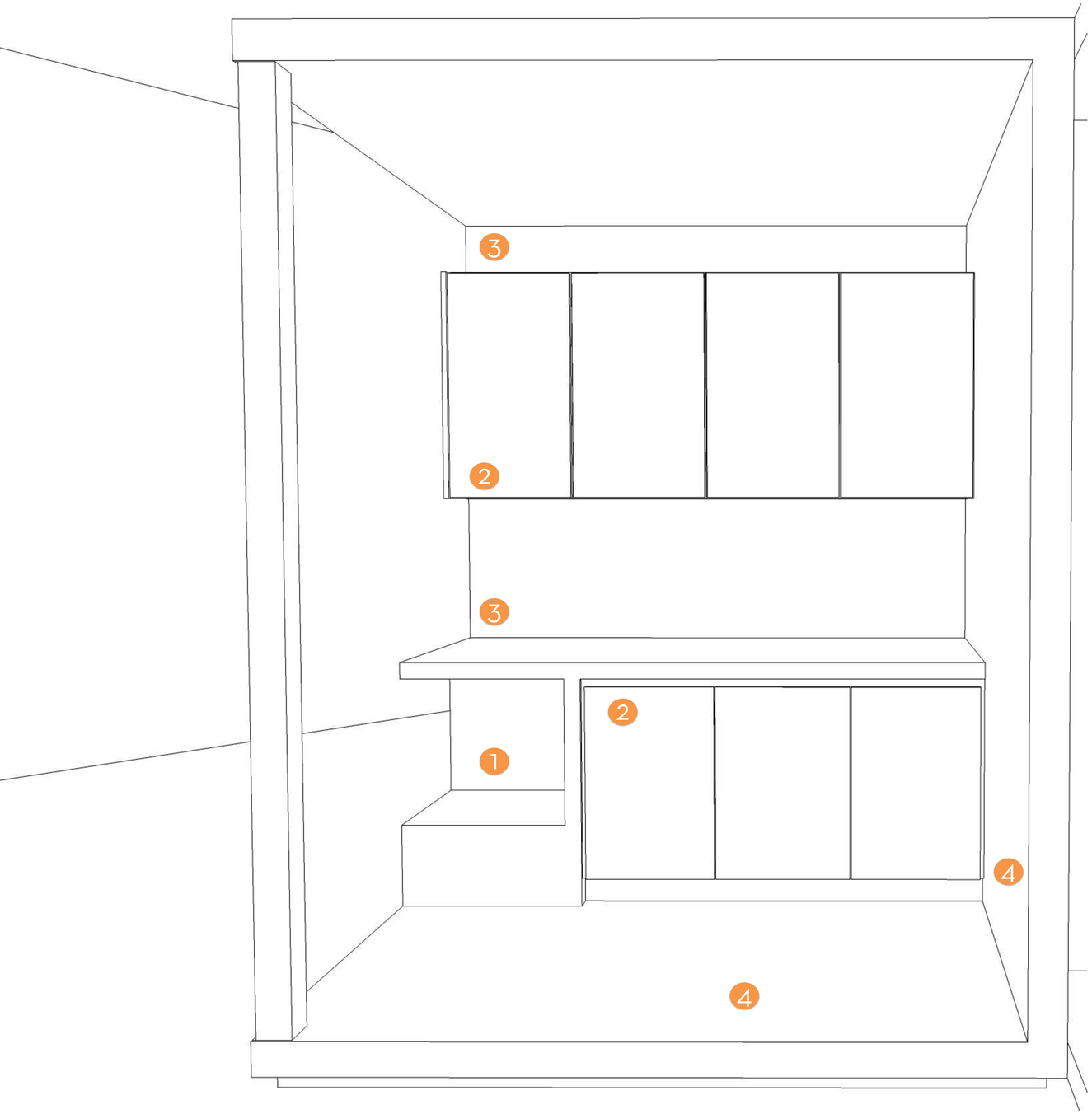

DETAILED DRAWING - DISPLAY CUBE 1



1. Silver Canyon Marble - 20mm Polished
2. Cupboard Doors
    1. OPTION 1 - PG Bison - Storm Grey Supagloss
    2. OPTION 2 - Neolith - Strata 12mm
3. Splashback and Above eye level cupboard
    1. OPTION 1 - Neolith - Strata 12mm
    2. OPTION 2 - Tinted grey Mirrors
4. Pietra Grey Dark Marble - 20mm Polished

INTERIOR STYLING

DISPLAY CUBE 1

FINSIHES AND FIXTURES

SO designs presented by LEIGHTON CLAPTON

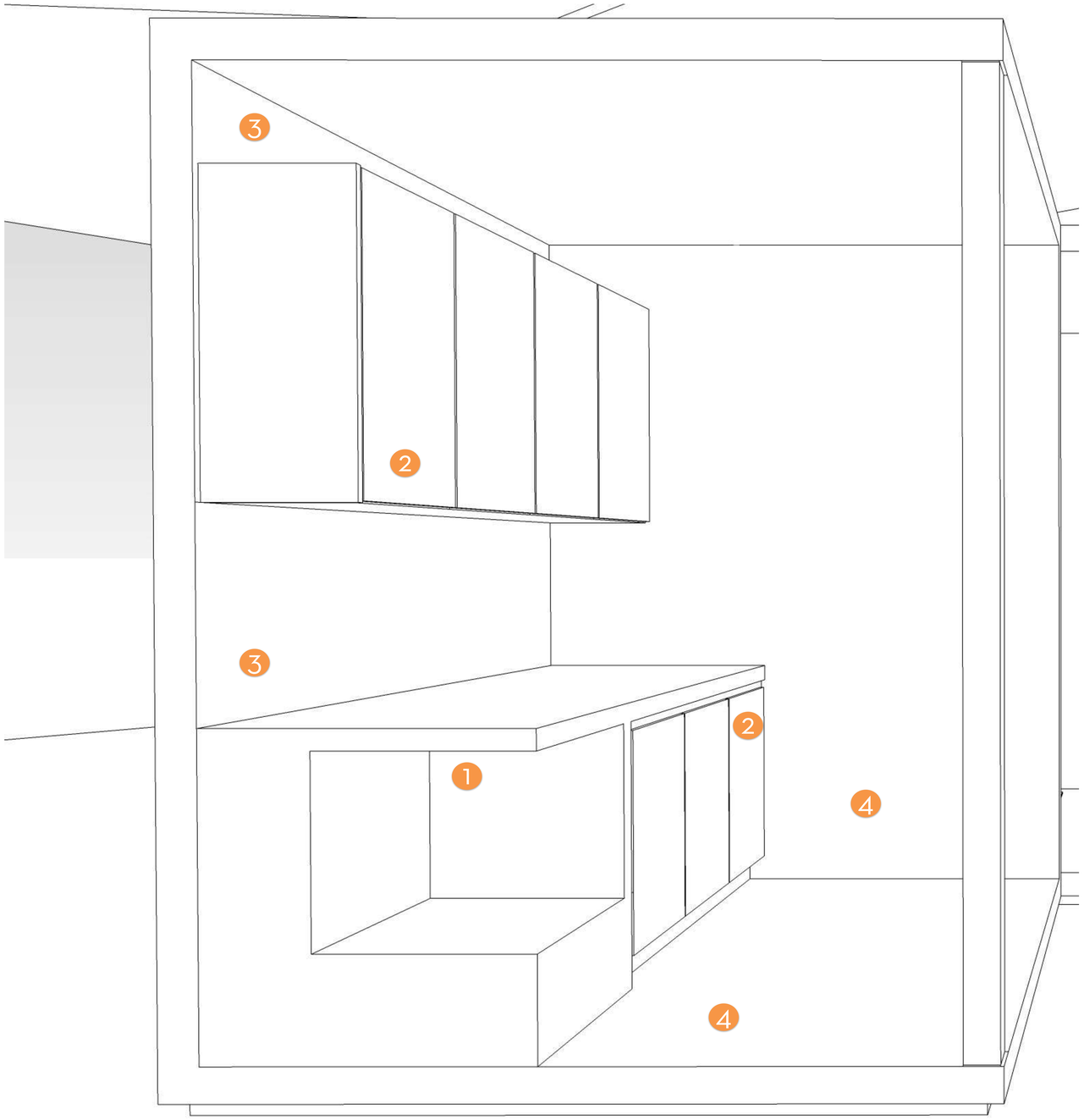

DETAILED DRAWING - DISPLAY CUBE 1



1. Silver Canyon Marble - 20mm Polished
2. Cupboard Doors
    1. OPTION 1 - PG Bison - Storm Grey Supagloss
    2. OPTION 2 - Neolith - Strata 12mm
3. Splashback and Above eye level cupboard
    1. OPTION 1 - Neolith - Strata 12mm
    2. OPTION 2 - Tinted grey Mirrors
4. Pietra Grey Dark Marble - 20mm Polished

INTERIOR STYLING

DISPLAY CUBE 1

FINSIHES AND FIXTURES

SO designs presented by LEIGHTON CLAPTON

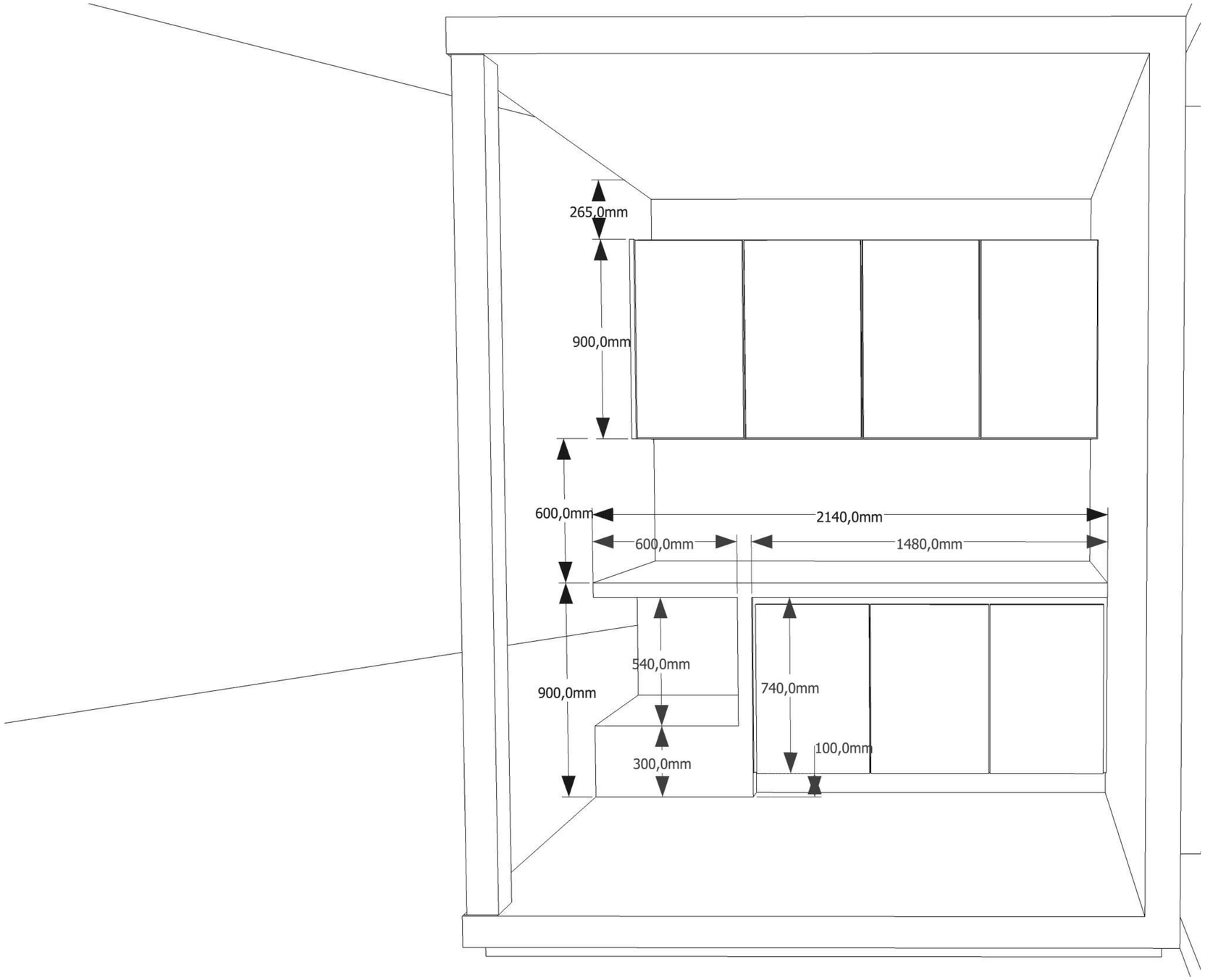

DETAILED DRAWING - DISPLAY CUBE 1

INTERIOR STYLING

DISPLAY CUBE 1

MEASURMENTS

SO designs presented by LEIGHTON CLAPTON

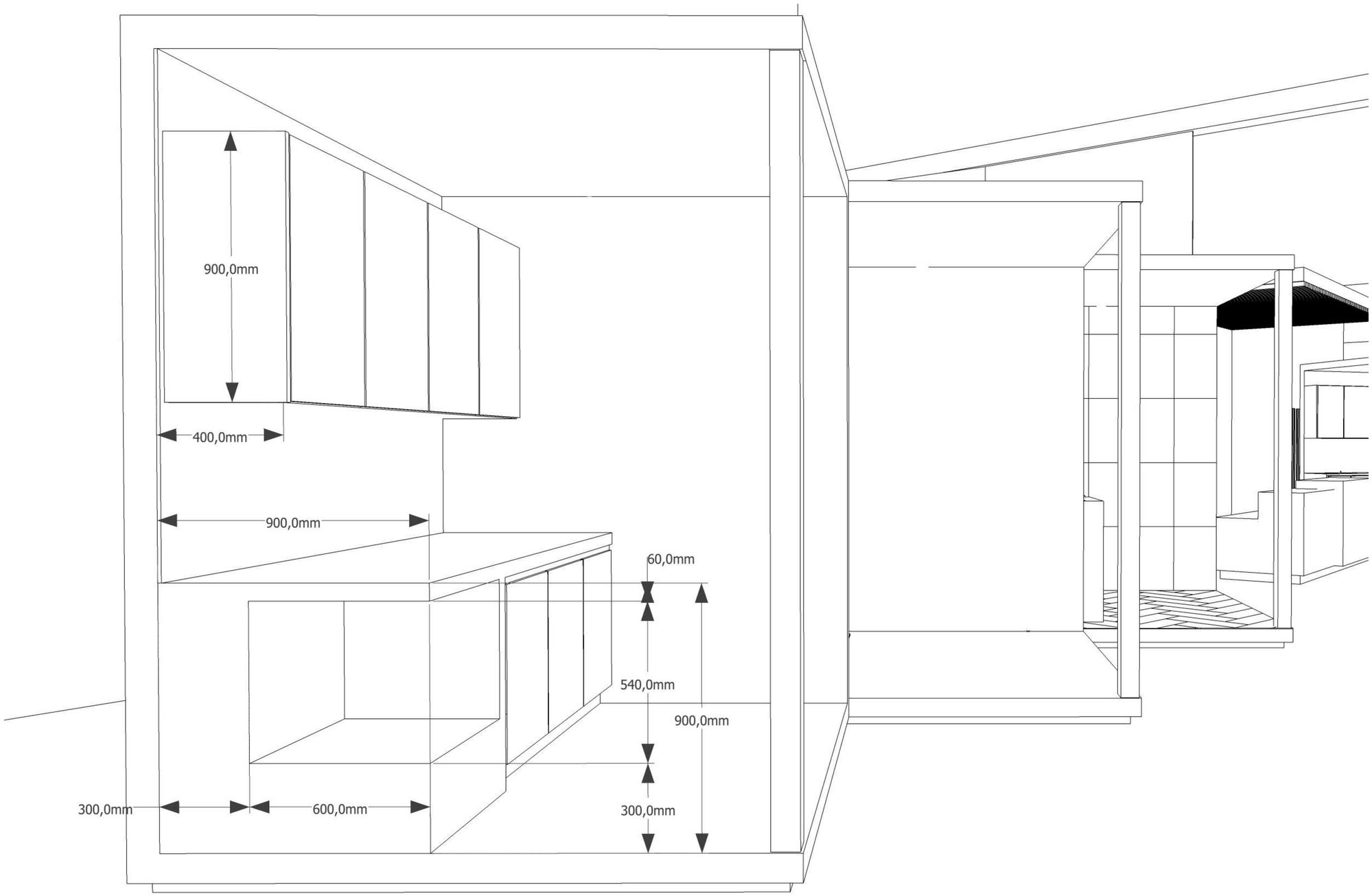

DETAILED DRAWING - DISPLAY CUBE 1

INTERIOR STYLING

DISPLAY CUBE 1

MEASURMENTS

SO designs presented by LEIGHTON CLAPTON

04
DISPLAY CUBE 2 - FIREPLACE LOUNGE

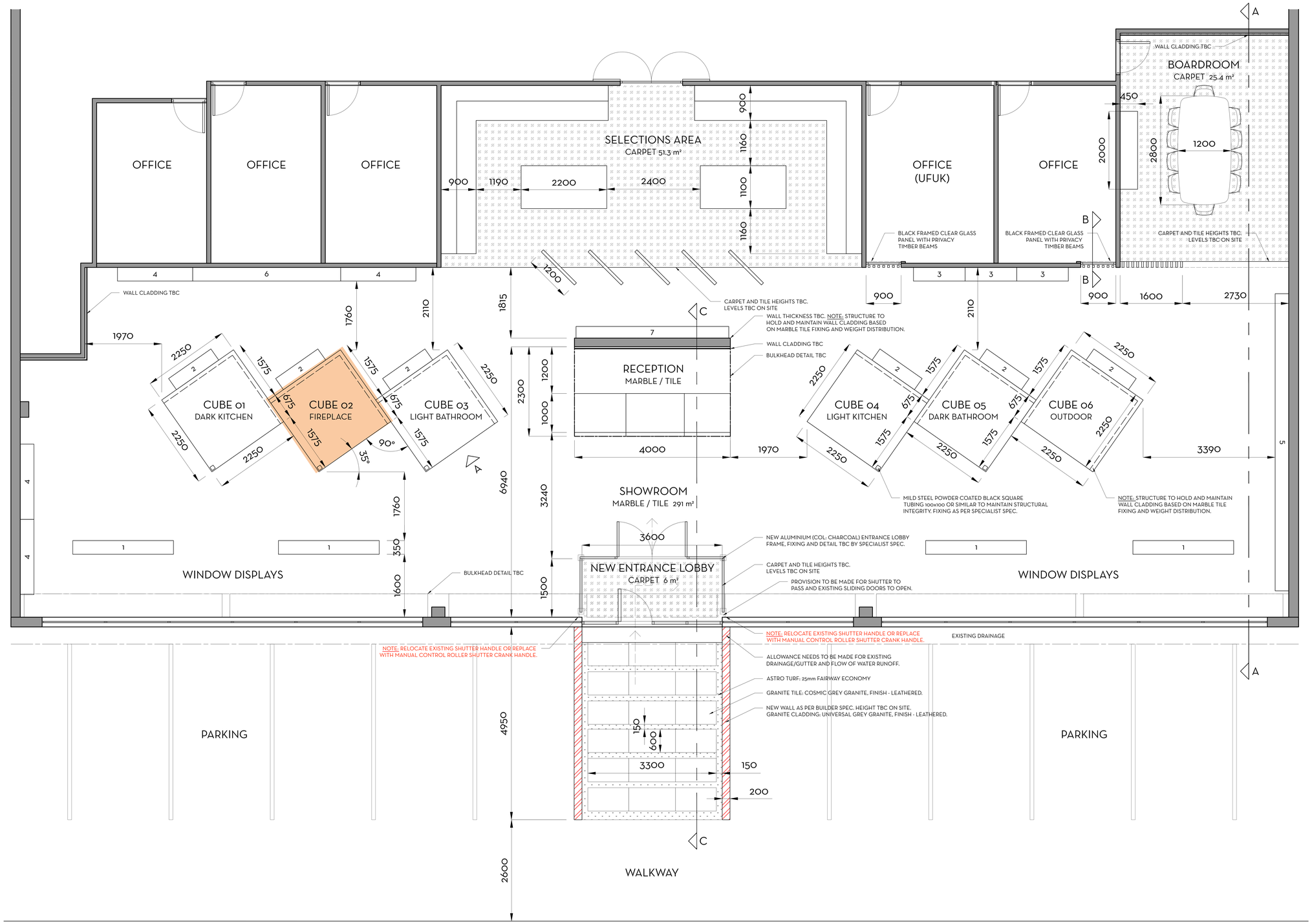

FLOOR PLAN

SCALE 1:100

PROPOSED DRAFT SHOWROOM DETAIL

NOTE: ALL FIXING DETAIL TO BE CONFIRMED BY SPECIALIST SPEC.

NOTE:

The design of this drawing is copyright and remains the property of the Interior Designer.

Contractor to verify all levels, heights and dimensions on site and check same against drawings before putting any work in hand. Any discrepancies to be reported immediately to the designer for clarifications. Please contact us should you be unsure!

All dimensions are given in millimeters.

All work must comply with the current South African National Building Regulations, SANS 10400.

REVISIONS

Rev No.	Description	Date
01	Drawings updated as per meeting 24/08	24.08.2020
02	Drawings updated as per meeting 27/08	27.08.2020
03	Updated as per site measurements.	07.09.2020
04	Updated as per site measurements and meeting with client 07/09.	09.09.2020
05	Detail updated as discussed with client.	11.09.2020
06	Cube detail and exterior ramp detail added.	18.09.2020
07	Entrance lobby updated as per site meeting.	22.09.2020

ADDITIONAL NOTES:

Existing Display Units Measurements:

Nr.	Dimensions	Qty.
01	2765 H x 2586 W	x5
02	2765 H x 1325 W	x6
03	2265 H x 1325 W	x3
04	2765 H x 1930 W	x4
05	2765 H x 7625 W	x1
06	2765 H x 3800 W	x1
07	2785 H x 3920 W - Mosaic Stand	x1

Project
ARTMAR SHOWROOM

Issued for
INFORMATION PURPOSES

Design stage
SKETCH DRAWINGS

Drawing
PROPOSED DRAFT SHOWROOM DETAIL

Date of issue	Drawn by	Issued by
2020.09.22	EB	LC

Drawing No.	Scale	Pg size	Revision
25|08|20	As shown	A3	07

www.sodesigns.co.za

SODESIGN's TERMS:

SOdesigns Close Corporation (SOdesign Lifestyles trading as SOdesigns) (SODESIGNS)

SODESIGNS's Terms in their prevailing form from time to time (SODESIGNS's Terms) are applicable to all business dealings (including those with client and suppliers) and all agreements. Products and Services are made available to customers subject to SODESIGNS's Terms. The prevailing SODESIGNS Terms are available at www.SOdesigns.co.za.

Leighton Clapton 083 454 7410



FURNITURE STYLING IDEAS

INTERIOR STYLING

DISPLAY CUBE 2

SO designs presented by LEIGHTON CLAPTON





INTERIOR STYLING

DISPLAY CUBE 2

FINSIHES AND FIXTURES

1. Neolith - Calcata Luxe CL01
2. Caesarstone - Black Tempal
3. Bianco Rosso Marble - 610x610x12mm Polished
4. Velvet - Colour: Narc

SO designs presented by LEIGHTON CLAPTON

3D MODELLED IMAGE

INTERIOR STYLING

DISPLAY CUBE 2

SO designs presented by LEIGHTON CLAPTON

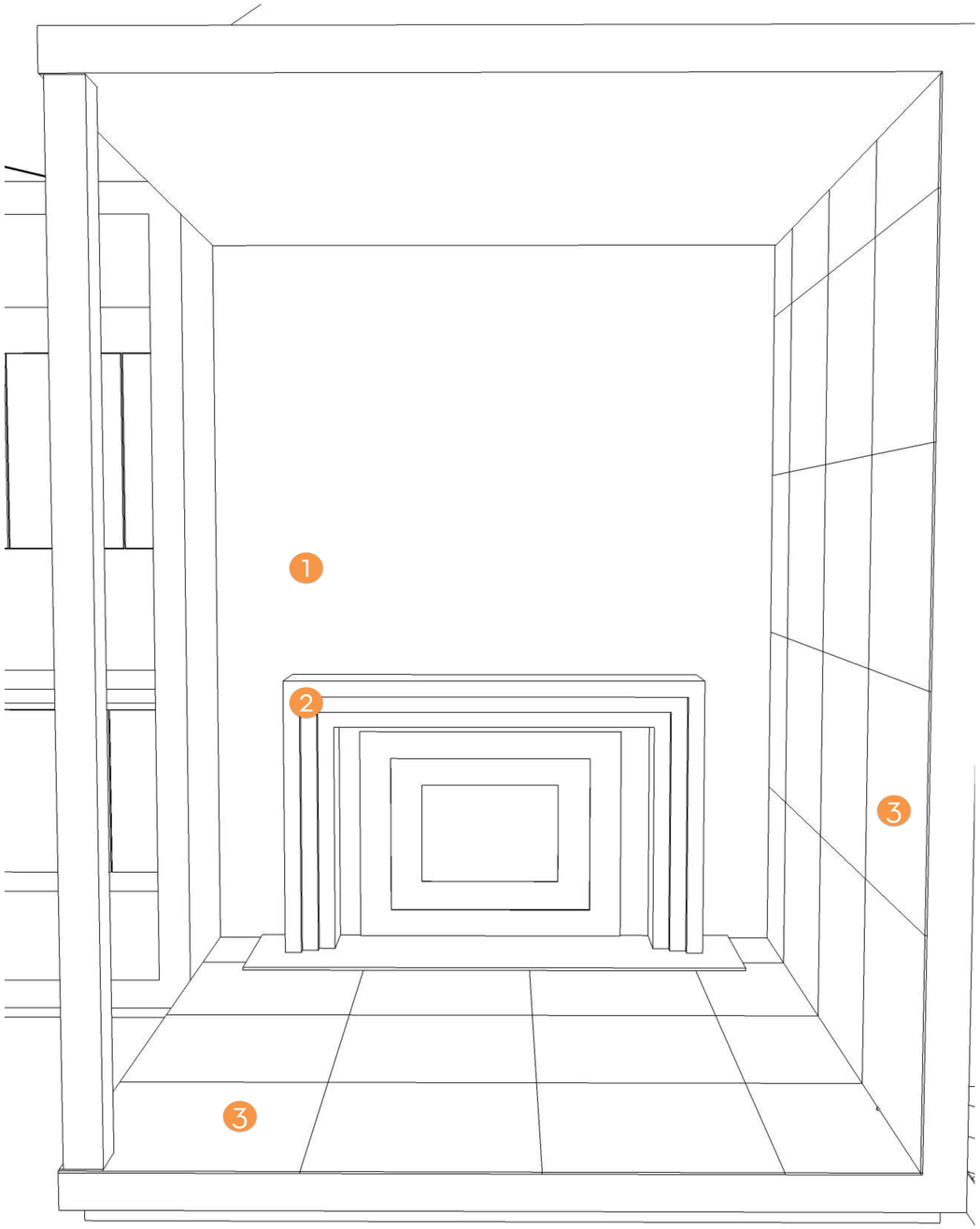

DETAILED DRAWING - DISPLAY CUBE 2



1. Neolith - Calcata Luxe CL01
2. Caesarstone - Black Tempal
3. Bianco Rosso Marble - 610x610x12mm Polished
4. Velvet - Colour: Narc - possible chair fabric

INTERIOR STYLING

DISPLAY CUBE 2

FINSIHES AND FIXTURES

SO designs presented by LEIGHTON CLAPTON

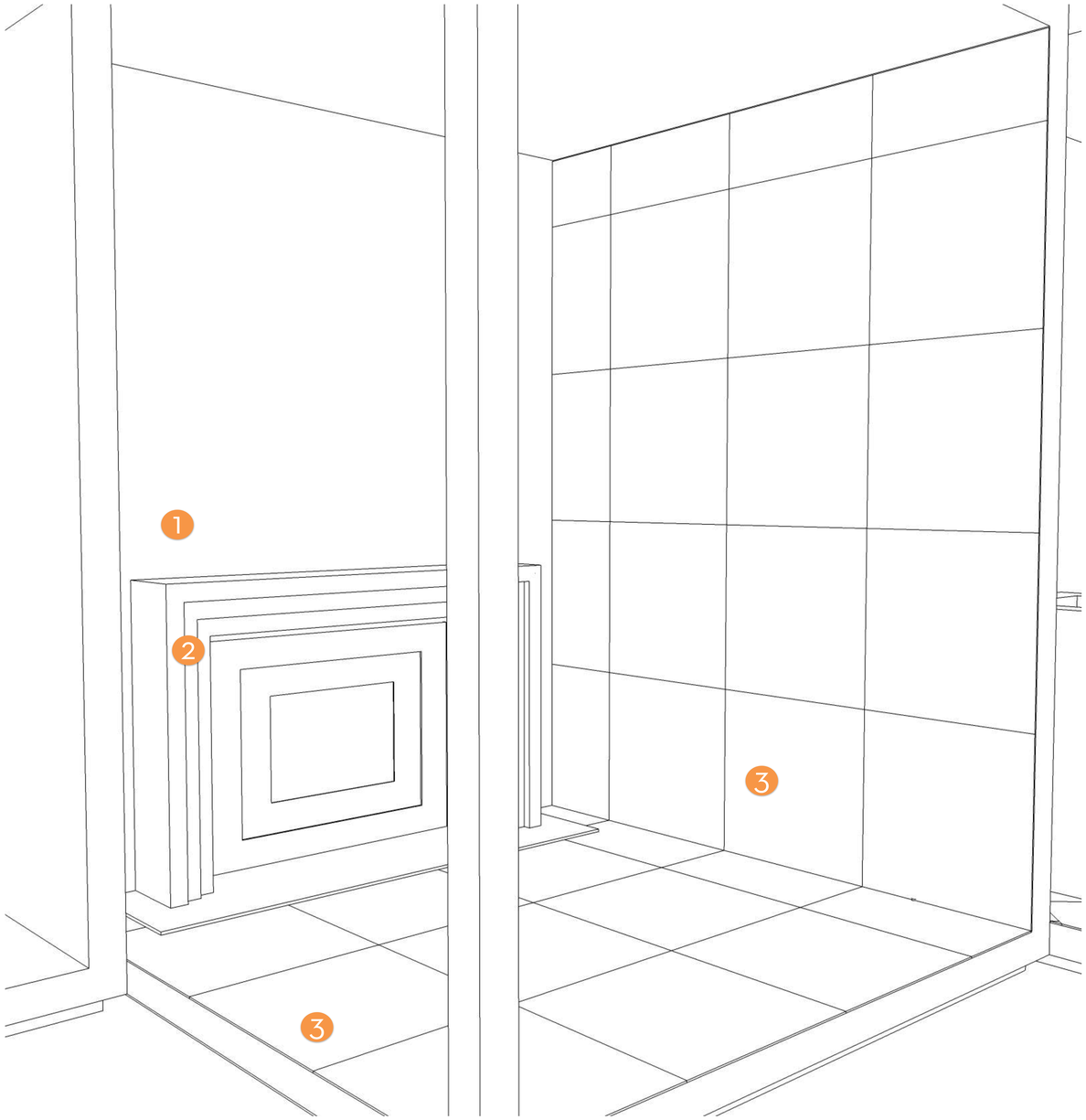

DETAILED DRAWING - DISPLAY CUBE 2



1. Neolith - Calcata Luxe CL01
2. Caesarstone - Black Tempal
3. Bianco Rosso Marble - 610x610x12mm Polished
4. Velvet - Colour: Narc - possible chair fabric

INTERIOR STYLING

DISPLAY CUBE 2

FINSIHES AND FIXTURES

SO designs presented by LEIGHTON CLAPTON

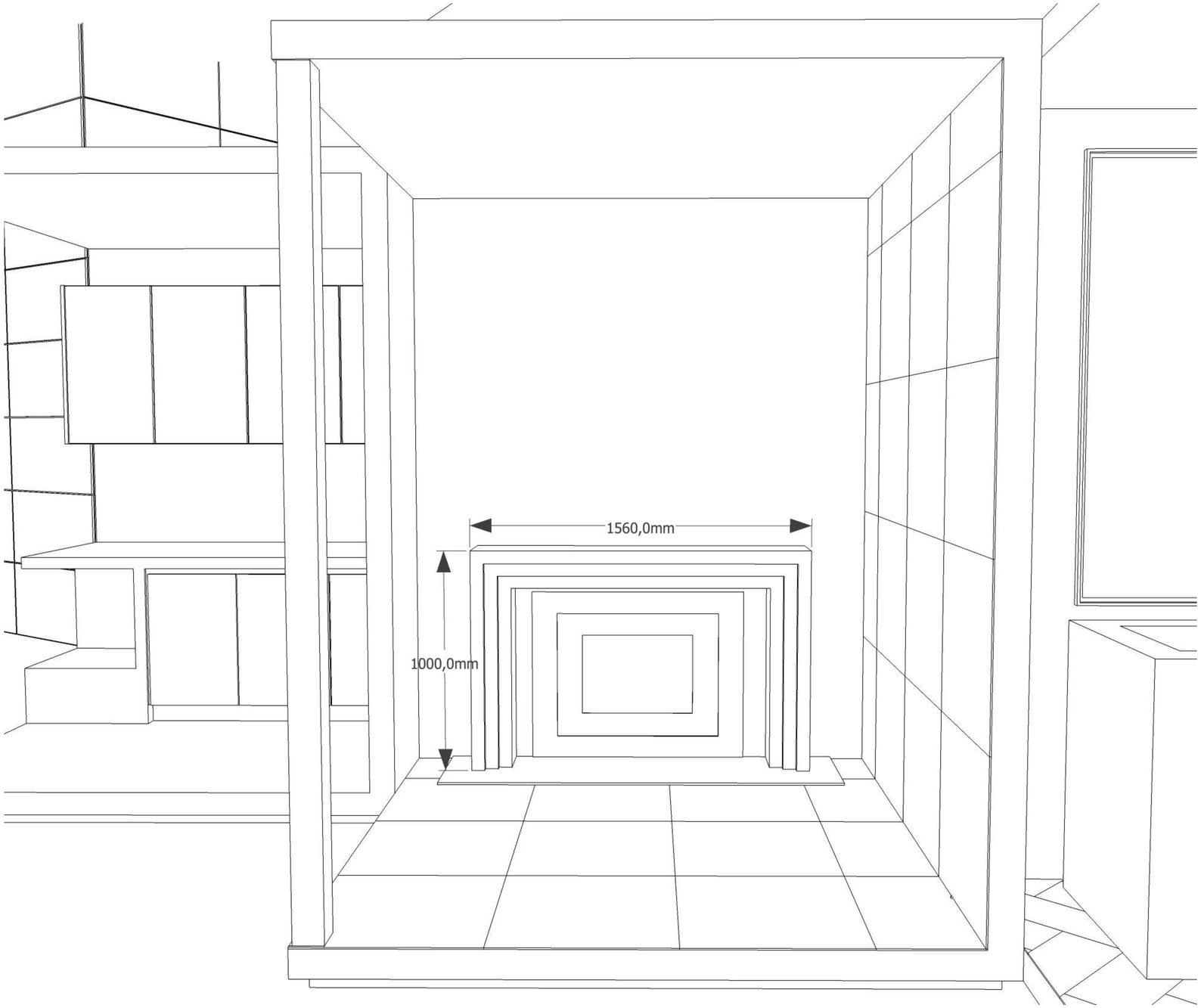

DETAILED DRAWING - DISPLAY CUBE 2

INTERIOR STYLING

DISPLAY CUBE 2

MEASURMENTS

SO designs presented by LEIGHTON CLAPTON

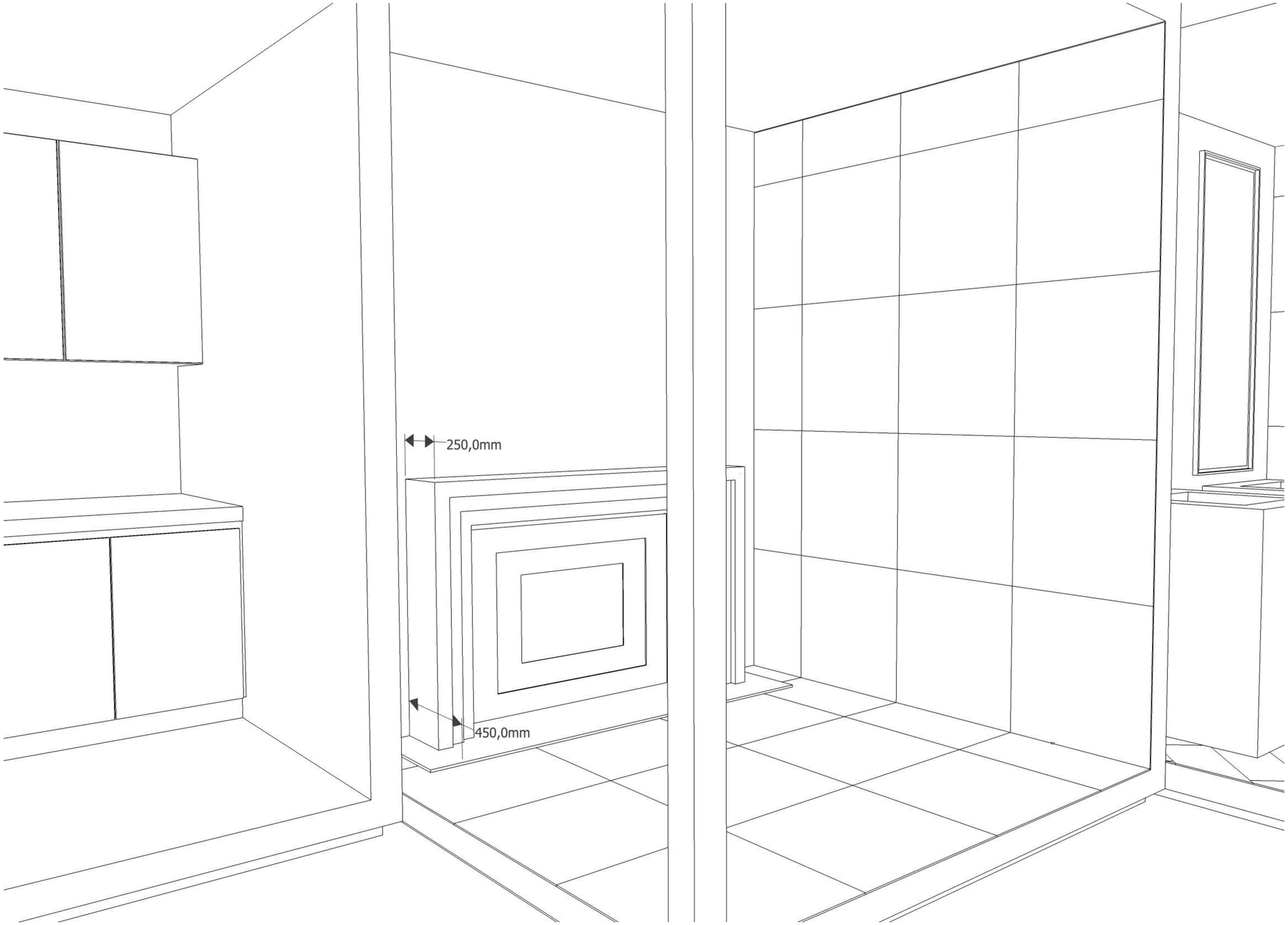

DETAILED DRAWING - DISPLAY CUBE 2

INTERIOR STYLING

DISPLAY CUBE 2

MEASURMENTS

SO designs presented by LEIGHTON CLAPTON

05
DISPLAY CUBE 3 - LIGHT BATHROOM

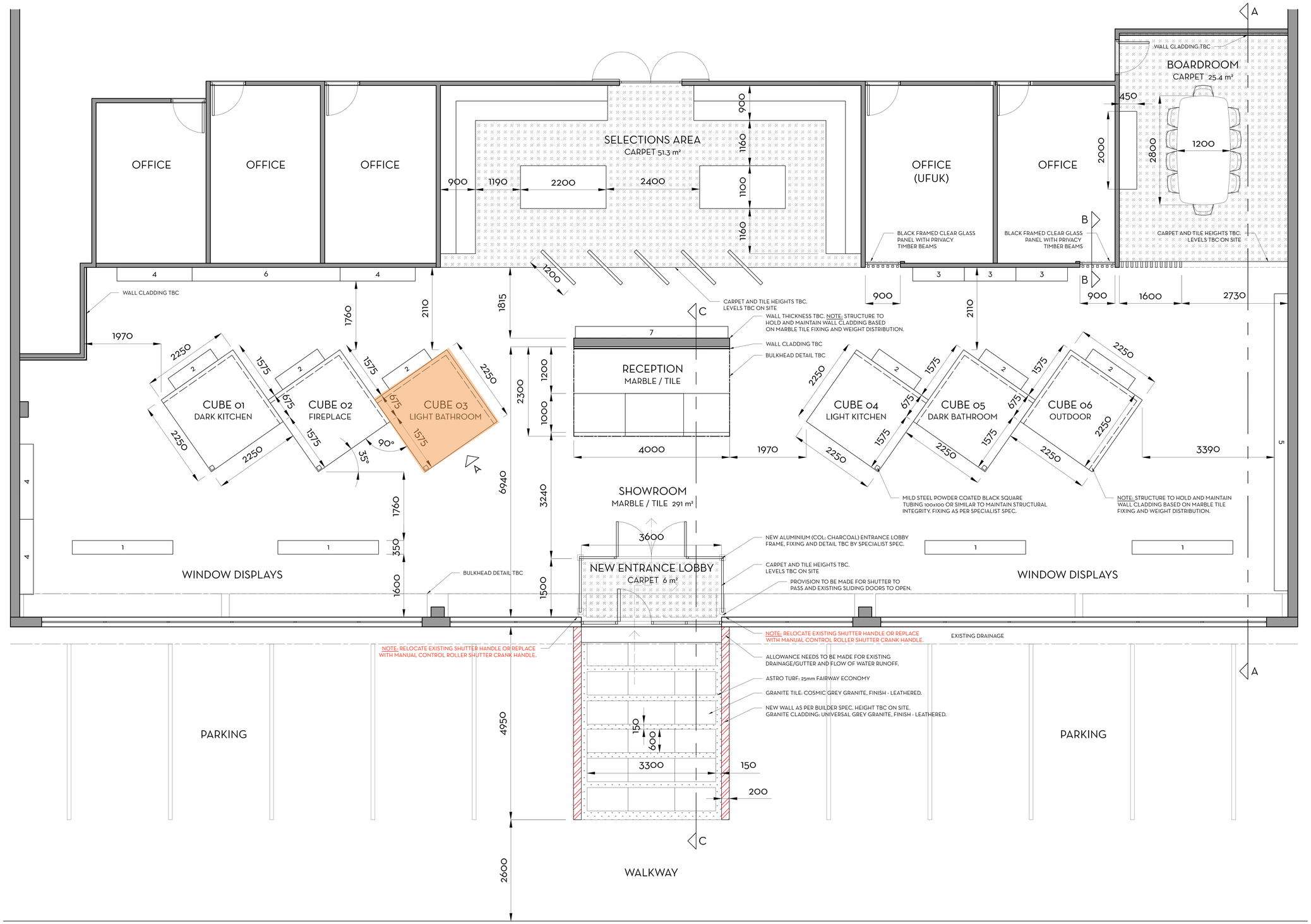

FLOOR PLAN

SCALE 1:100

PROPOSED DRAFT SHOWROOM DETAIL

NOTE: ALL FIXING DETAIL TO BE CONFIRMED BY SPECIALIST SPEC.

NOTE:

The design of this drawing is copyright and remains the property of the Interior Designer.

Contractor to verify all levels, heights and dimensions on site and check same against drawings before putting any work in hand. Any discrepancies to be reported immediately to the designer for clarifications. Please contact us should you be unsure!

All dimensions are given in millimeters.

All work must comply with the current South African National Building Regulations, SANS 10400.

REVISIONS

Rev No.	Description	Date
01	Drawings updated as per meeting 24/08	24.08.2020
02	Drawings updated as per meeting 27/08	27.08.2020
03	Updated as per site measurements.	07.09.2020
04	Updated as per site measurements and meeting with client 07/09.	09.09.2020
05	Detail updated as discussed with client.	11.09.2020
06	Cube detail and exterior ramp detail added.	18.09.2020
07	Entrance lobby updated as per site meeting.	22.09.2020

ADDITIONAL NOTES:

Existing Display Units Measurements:

Nr.	Dimensions	Qty.
01	2765 H x 2586 W	x5
02	2765 H x 1325 W	x6
03	2265 H x 1325 W	x3
04	2765 H x 1930 W	x4
05	2765 H x 7625 W	x1
06	2765 H x 3800 W	x1
07	2785 H x 3920 W - Mosaic Stand	x1

Project
ARTMAR SHOWROOM

Issued for
INFORMATION PURPOSES

Design stage
SKETCH DRAWINGS

Drawing
PROPOSED DRAFT SHOWROOM DETAIL

Date of issue	Drawn by	Issued by
2020.09.22	EB	LC

Drawing No.	Scale	Pg size	Revision
25|08|20	As shown	A3	07

www.sodesigns.co.za

SODESIGN's TERMS:

SOdesigns Close Corporation (SOdesign Lifestyles trading as SOdesigns) (SODESIGNS)

SODESIGNS's Terms in their prevailing form from time to time (SODESIGNS's Terms) are applicable to all business dealings (including those with client and suppliers) and all agreements. Products and Services are made available to customers subject to SODESIGNS's Terms. The prevailing SODESIGNS Terms are available at www.SOdesigns.co.za.

Leighton Clapton 083 454 7410





INTERIOR STYLING

DISPLAY CUBE 3

FINSIHES AND FIXTURES

1. Silver Emprador Marble - 20mm Polished
2. Venus Grey Granite 600x400x15mm - Polished
3. Nero Marquina - Slab or Tiles

SO designs presented by LEIGHTON CLAPTON

3D MODELLED IMAGE

INTERIOR STYLING

DISPLAY CUBE 3

SO designs presented by LEIGHTON CLAPTON

3D MODELLED IMAGE

INTERIOR STYLING

DISPLAY CUBE 3

SO designs presented by LEIGHTON CLAPTON



DETAILED DRAWING - DISPLAY CUBE 3

1. Silver Emprador Marble - 20mm Polished
2. Venus Grey Granite 600x400x15mm - Polished
3. Neolith Beton 12mm

INTERIOR STYLING

DISPLAY CUBE 3

FINSIHES AND FIXTURES

SO designs presented by LEIGHTON CLAPTON

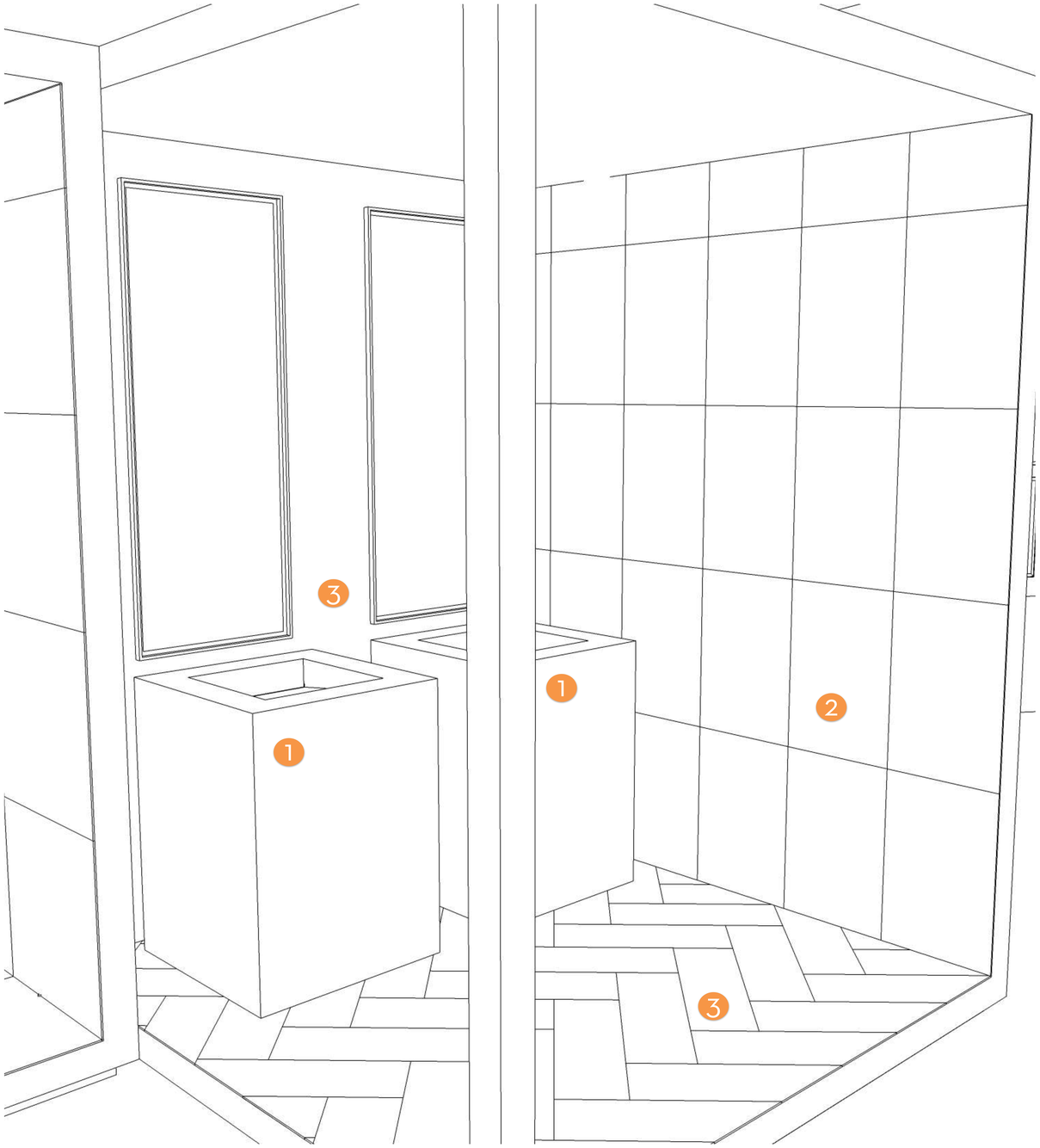

DETAILED DRAWING - DISPLAY CUBE 3

1. Silver Emprador Marble - 20mm Polished
2. Venus Grey Granite 600x400x15mm - Polished
3. Nero Marquina - Slab or Tiles

INTERIOR STYLING

DISPLAY CUBE 3

FINSIHES AND FIXTURES

SO designs presented by LEIGHTON CLAPTON

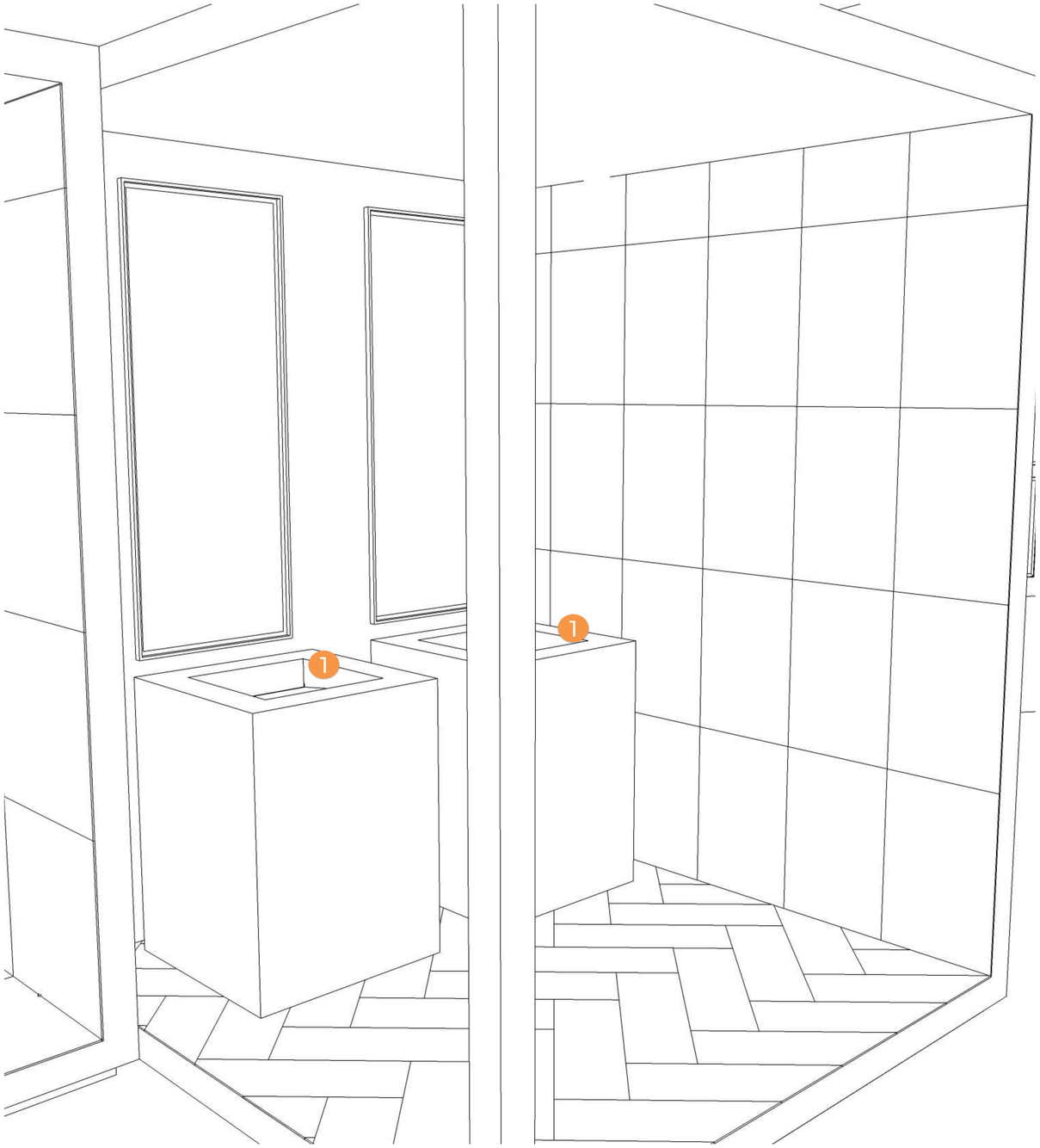

DETAILED DRAWING - CUSTOM BASIN



1. CUSTOM MADE BASINS

INTERIOR STYLING

DISPLAY CUBE 3

FINSIHES AND FIXTURES

SO designs presented by LEIGHTON CLAPTON

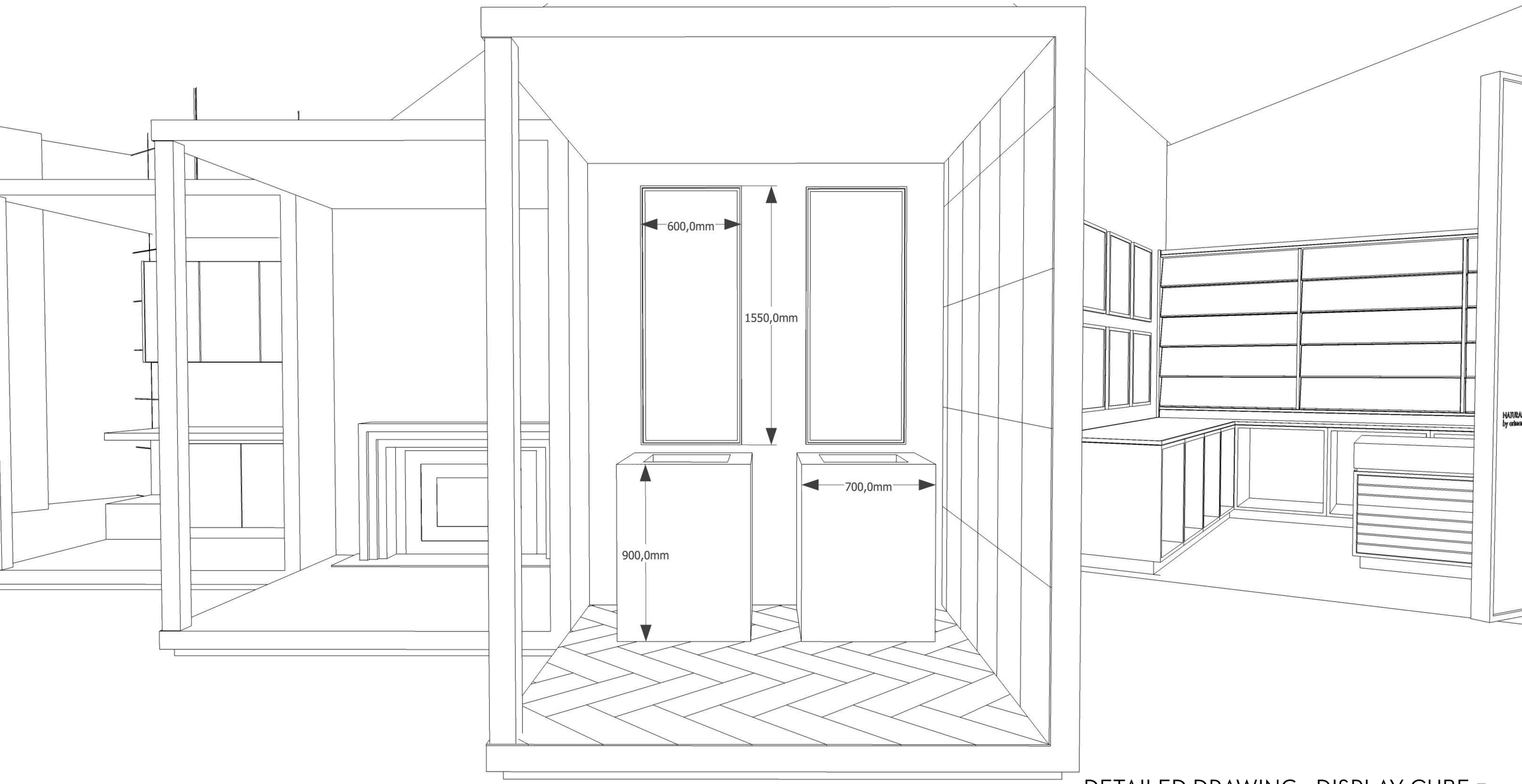

DETAILED DRAWING - DISPLAY CUBE 3

INTERIOR STYLING

DISPLAY CUBE 3

MEASUREMENTS

SO designs presented by LEIGHTON CLAPTON

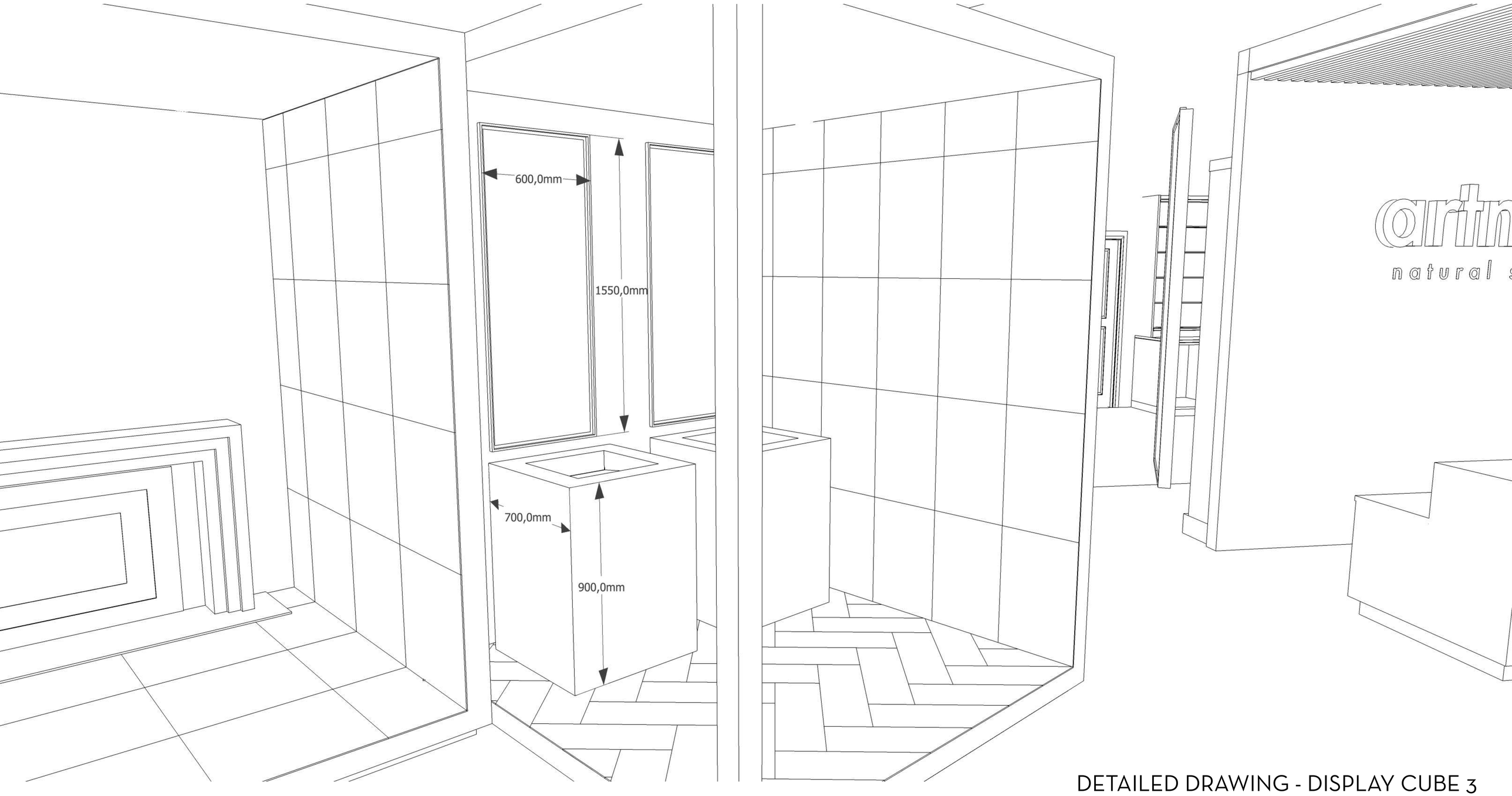

DETAILED DRAWING - DISPLAY CUBE 3

INTERIOR STYLING

DISPLAY CUBE 3

MEASUREMENTS

SO designs presented by LEIGHTON CLAPTON

06

DISPLAY CUBE 4 - LIGHT KITCHEN

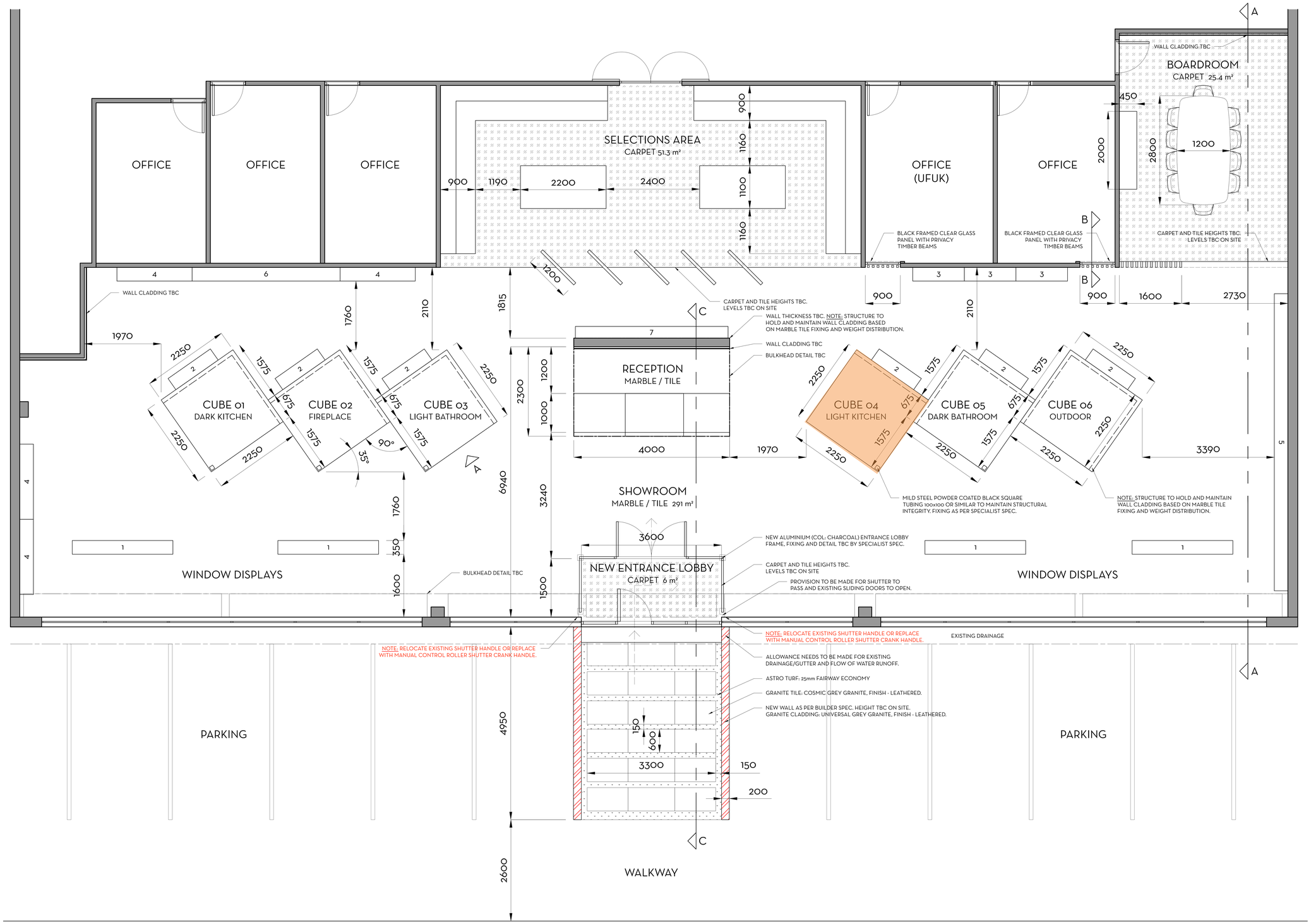

FLOOR PLAN

SCALE 1:100

PROPOSED DRAFT SHOWROOM DETAIL

NOTE: ALL FIXING DETAIL TO BE CONFIRMED BY SPECIALIST SPEC.

NOTE:

The design of this drawing is copyright and remains the property of the Interior Designer.

Contractor to verify all levels, heights and dimensions on site and check same against drawings before putting any work in hand. Any discrepancies to be reported immediately to the designer for clarifications. Please contact us should you be unsure!

All dimensions are given in millimeters.

All work must comply with the current South African National Building Regulations, SANS 10400.

REVISIONS

Rev No.	Description	Date
01	Drawings updated as per meeting 24/08	24.08.2020
02	Drawings updated as per meeting 27/08	27.08.2020
03	Updated as per site measurements.	07.09.2020
04	Updated as per site measurements and meeting with client 07/09.	09.09.2020
05	Detail updated as discussed with client.	11.09.2020
06	Cube detail and exterior ramp detail added.	18.09.2020
07	Entrance lobby updated as per site meeting.	22.09.2020

ADDITIONAL NOTES:

Existing Display Units Measurements:

Nr.	Dimensions	Qty.
01	2765 H x 2586 W	x5
02	2765 H x 1325 W	x6
03	2265 H x 1325 W	x3
04	2765 H x 1930 W	x4
05	2765 H x 7625 W	x1
06	2765 H x 3800 W	x1
07	2785 H x 3920 W - Mosaic Stand	x1

Project
ARTMAR SHOWROOM

Issued for
INFORMATION PURPOSES

Design stage
SKETCH DRAWINGS

Drawing
PROPOSED DRAFT SHOWROOM DETAIL

Date of issue	Drawn by	Issued by
2020.09.22	EB	LC

Drawing No.	Scale	Pg size	Revision
25|08|20	As shown	A3	07

www.sodesigns.co.za

SODESIGN's TERMS:

SOdesigns Close Corporation (SOdesign Lifestyles trading as SOdesigns) (SODESIGNS)

SODESIGNS's Terms in their prevailing form from time to time (SODESIGNS's Terms) are applicable to all business dealings (including those with client and suppliers) and all agreements. Products and Services are made available to customers subject to SODESIGNS's Terms. The prevailing SODESIGNS Terms are available at www.SOdesigns.co.za.

Leighton Clapton 083 454 7410

3D RENDERED CONCEPT IMAGE

INTERIOR STYLING

DISPLAY CUBE 4

SO designs presented by LEIGHTON CLAPTON

3D MODELLED IMAGE

INTERIOR STYLING

DISPLAY CUBE 4

SO designs presented by LEIGHTON CLAPTON



INTERIOR STYLING

DISPLAY CUBE 4
FINSIHES AND FIXTURES

1. Bianco Oro Marble - 20mm Polished
2. Neolith - Iron Frost 12mm
3. Ceasorstone - Black Tempal
4. PG Bison - Folkstone Grey
5. African Dark Marble - 600x600x20mm Brushed

SO designs presented by LEIGHTON CLAPTON

3D MODELLED IMAGE

INTERIOR STYLING

DISPLAY CUBE 4

SO designs presented by LEIGHTON CLAPTON

3D MODELLED IMAGE

INTERIOR STYLING

DISPLAY CUBE 4

SO designs presented by LEIGHTON CLAPTON

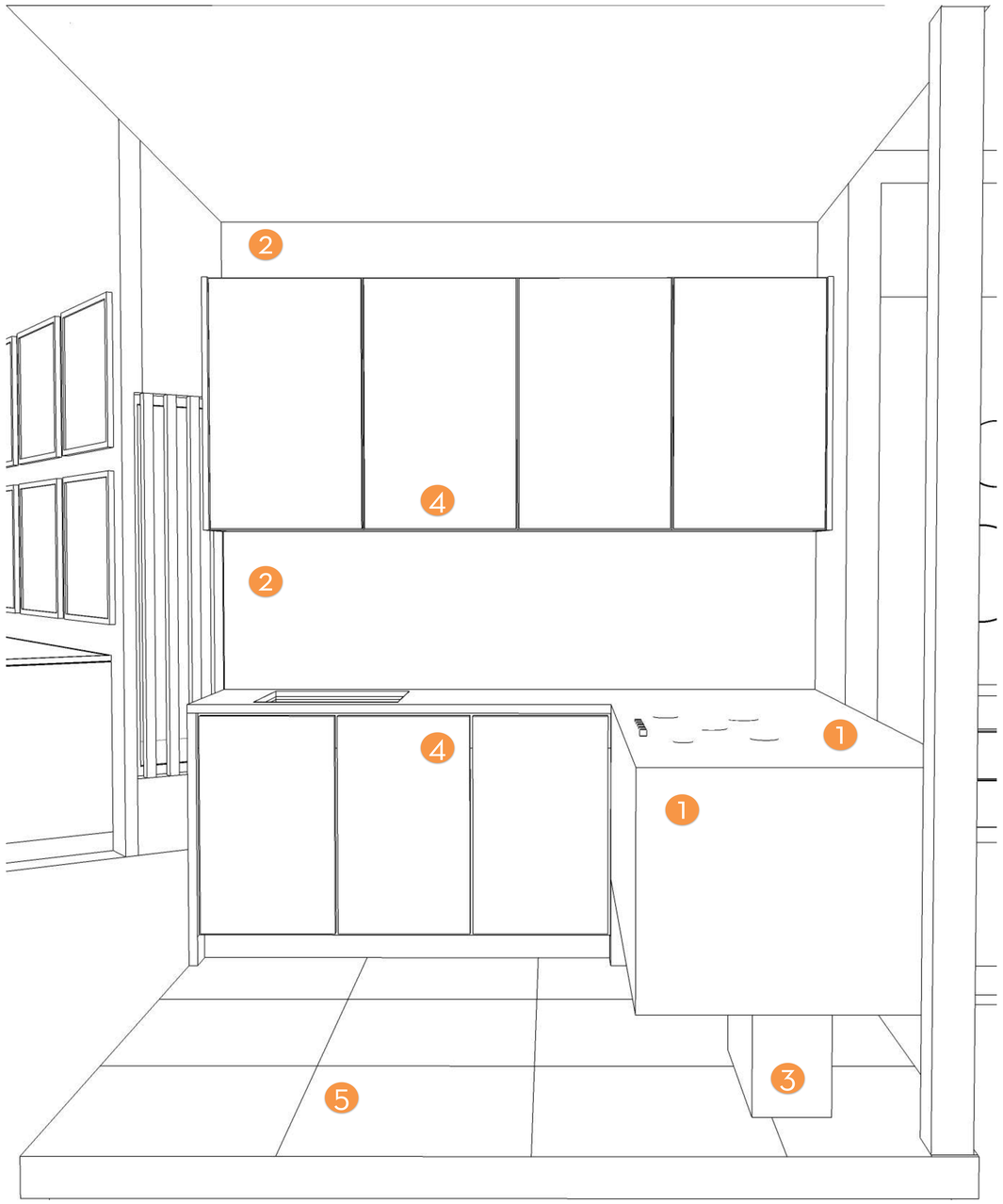

DETAILED DRAWING - DISPLAY CUBE 4



1. Bianco Oro Marble - 20mm Polished
2. Neolith - Iron Frost 12mm
3. Ceasorstone - Black Tempal
4. PG Bison - Folkstone Grey
5. African Dark Marble - 600x600x20mm Brushed

INTERIOR STYLING

DISPLAY CUBE 4

FINSIHES AND FIXTURES

SO designs presented by LEIGHTON CLAPTON

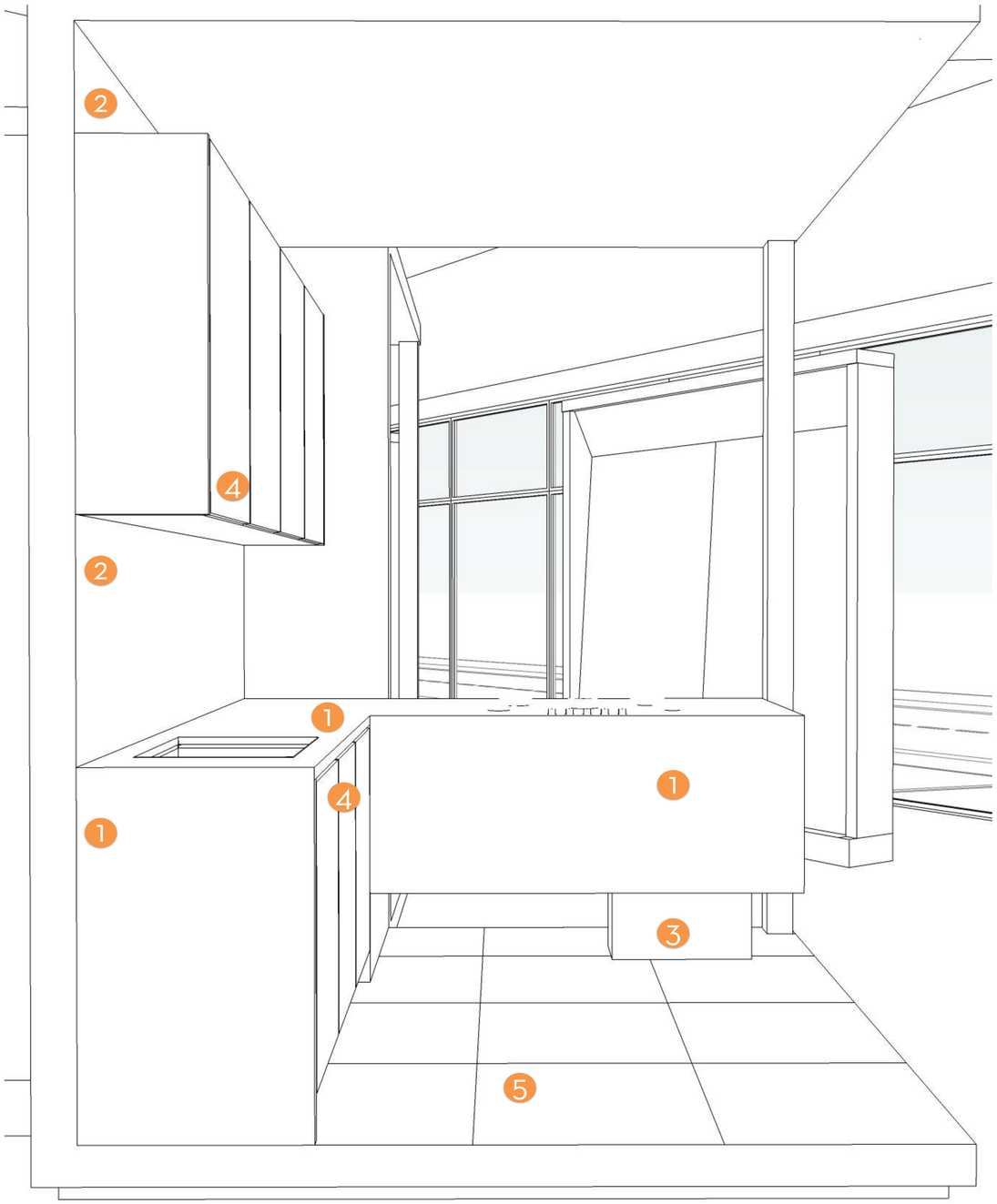

DETAILED DRAWING - DISPLAY CUBE 4



1. Bianco Oro Marble - 20mm Polished
2. Neolith - Iron Frost 12mm
3. Ceasorstone - Black Tempal
4. PG Bison - Folkstone Grey
5. African Dark Marble - 600x600x20mm Brushed

INTERIOR STYLING

DISPLAY CUBE 4

FINSIHES AND FIXTURES

SO designs presented by LEIGHTON CLAPTON

DETAILED DRAWING - KITCHEN BASIN

1. KITCHEN CUSTOM BASIN

INTERIOR STYLING

DISPLAY CUBE 4

FINSIHES AND FIXTURES

SO designs presented by LEIGHTON CLAPTON

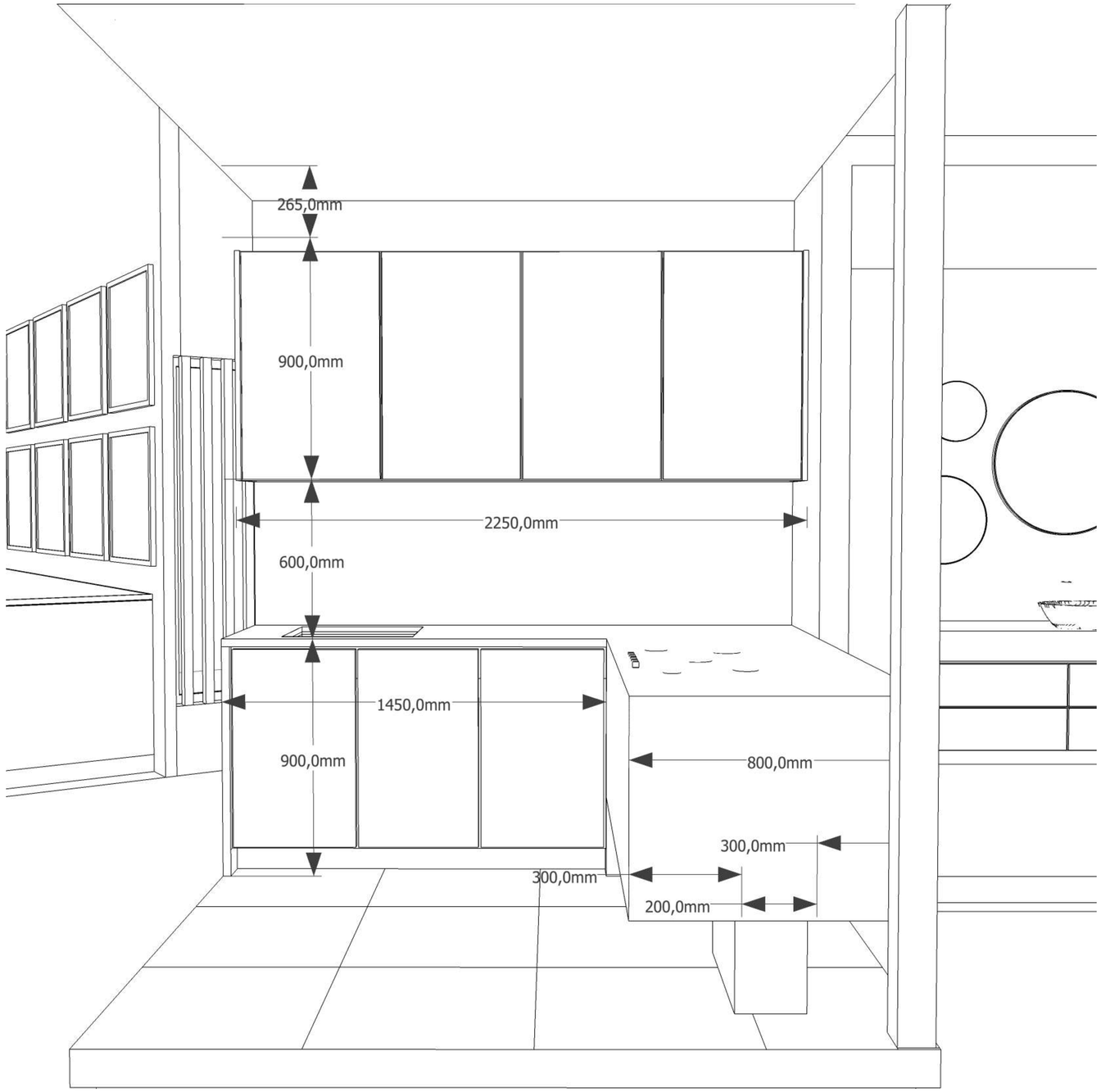

DETAILED DRAWING - DISPLAY CUBE 4

INTERIOR STYLING

DISPLAY CUBE 4

MEASURMENTS

SO designs presented by LEIGHTON CLAPTON

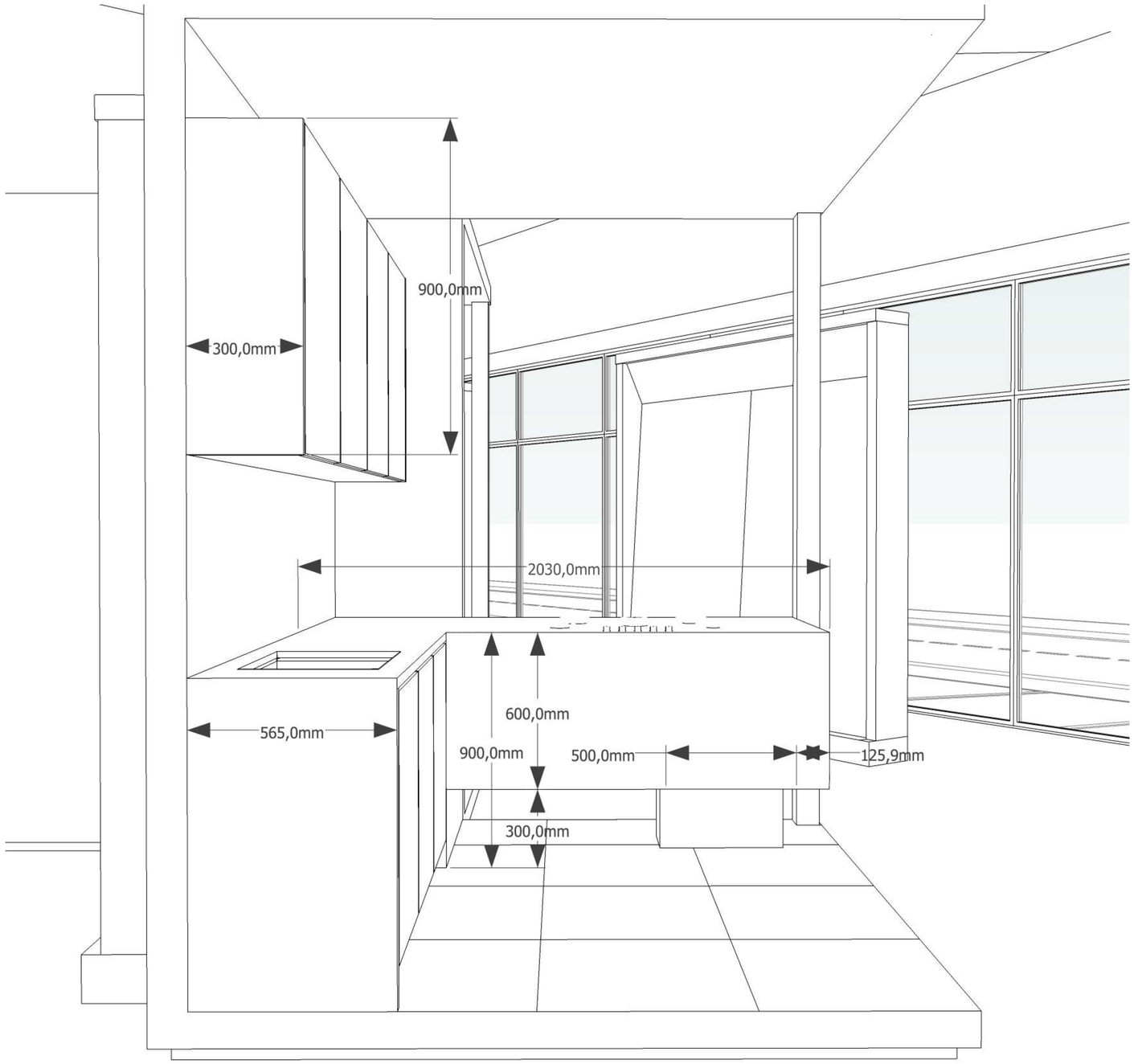

DETAILED DRAWING - DISPLAY CUBE 4

INTERIOR STYLING

DISPLAY CUBE 4

MEASURMENTS

SO designs presented by LEIGHTON CLAPTON

07

DISPLAY CUBE 5 - DARK BATHROOM

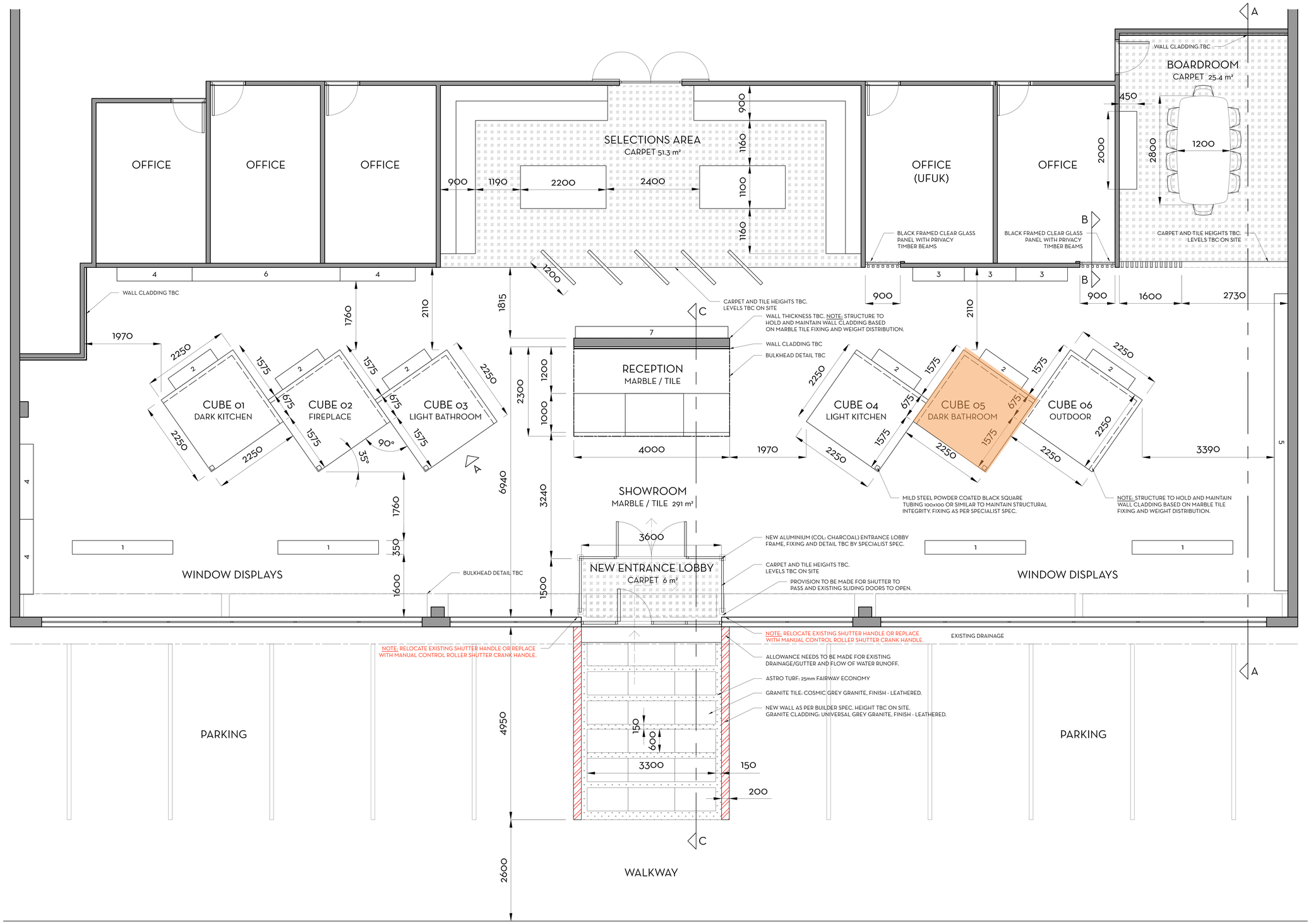

FLOOR PLAN

SCALE 1:100

PROPOSED DRAFT SHOWROOM DETAIL

NOTE: ALL FIXING DETAIL TO BE CONFIRMED BY SPECIALIST SPEC.

NOTE:

The design of this drawing is copyright and remains the property of the Interior Designer.

Contractor to verify all levels, heights and dimensions on site and check same against drawings before putting any work in hand. Any discrepancies to be reported immediately to the designer for clarifications. Please contact us should you be unsure!

All dimensions are given in millimeters.

All work must comply with the current South African National Building Regulations, SANS 10400.

REVISIONS

Rev No.	Description	Date
01	Drawings updated as per meeting 24/08	24.08.2020
02	Drawings updated as per meeting 27/08	27.08.2020
03	Updated as per site measurements.	07.09.2020
04	Updated as per site measurements and meeting with client 07/09.	09.09.2020
05	Detail updated as discussed with client.	11.09.2020
06	Cube detail and exterior ramp detail added.	18.09.2020
07	Entrance lobby updated as per site meeting.	22.09.2020

ADDITIONAL NOTES:

Existing Display Units Measurements:

Nr.	Dimensions	Qty.
01	2765 H x 2586 W	x5
02	2765 H x 1325 W	x6
03	2265 H x 1325 W	x3
04	2765 H x 1930 W	x4
05	2765 H x 7625 W	x1
06	2765 H x 3800 W	x1
07	2785 H x 3920 W - Mosaic Stand	x1

Project
ARTMAR SHOWROOM

Issued for
INFORMATION PURPOSES

Design stage
SKETCH DRAWINGS

Drawing
PROPOSED DRAFT SHOWROOM DETAIL

Date of issue	Drawn by	Issued by
2020.09.22	EB	LC

Drawing No.	Scale	Pg size	Revision
25|08|20	As shown	A3	07

www.sodesigns.co.za

SODESIGN's TERMS:

SOdesigns Close Corporation (SOdesign Lifestyles trading as SOdesigns) (SODESIGNS)

SODESIGNS's Terms in their prevailing form from time to time (SODESIGNS's Terms) are applicable to all business dealings (including those with client and suppliers) and all agreements. Products and Services are made available to customers subject to SODESIGNS's Terms. The prevailing SODESIGNS Terms are available at www.SOdesigns.co.za.

Leighton Clapton 083 454 7410



INTERIOR STYLING

DISPLAY CUBE 5

FINSIHES AND FIXTURES

1. PG Bison - Congo Supagloss
2. Silver Pearl Marble - 600x600x20mm Honed
3. Emprador Dark Marble - 600x600x18mm Acid Wash
4. Bermuda Brown Marble - 20mm Polished

SO designs presented by LEIGHTON CLAPTON

3D MODELLED IMAGE

INTERIOR STYLING

DISPLAY CUBE 5

SO designs presented by LEIGHTON CLAPTON

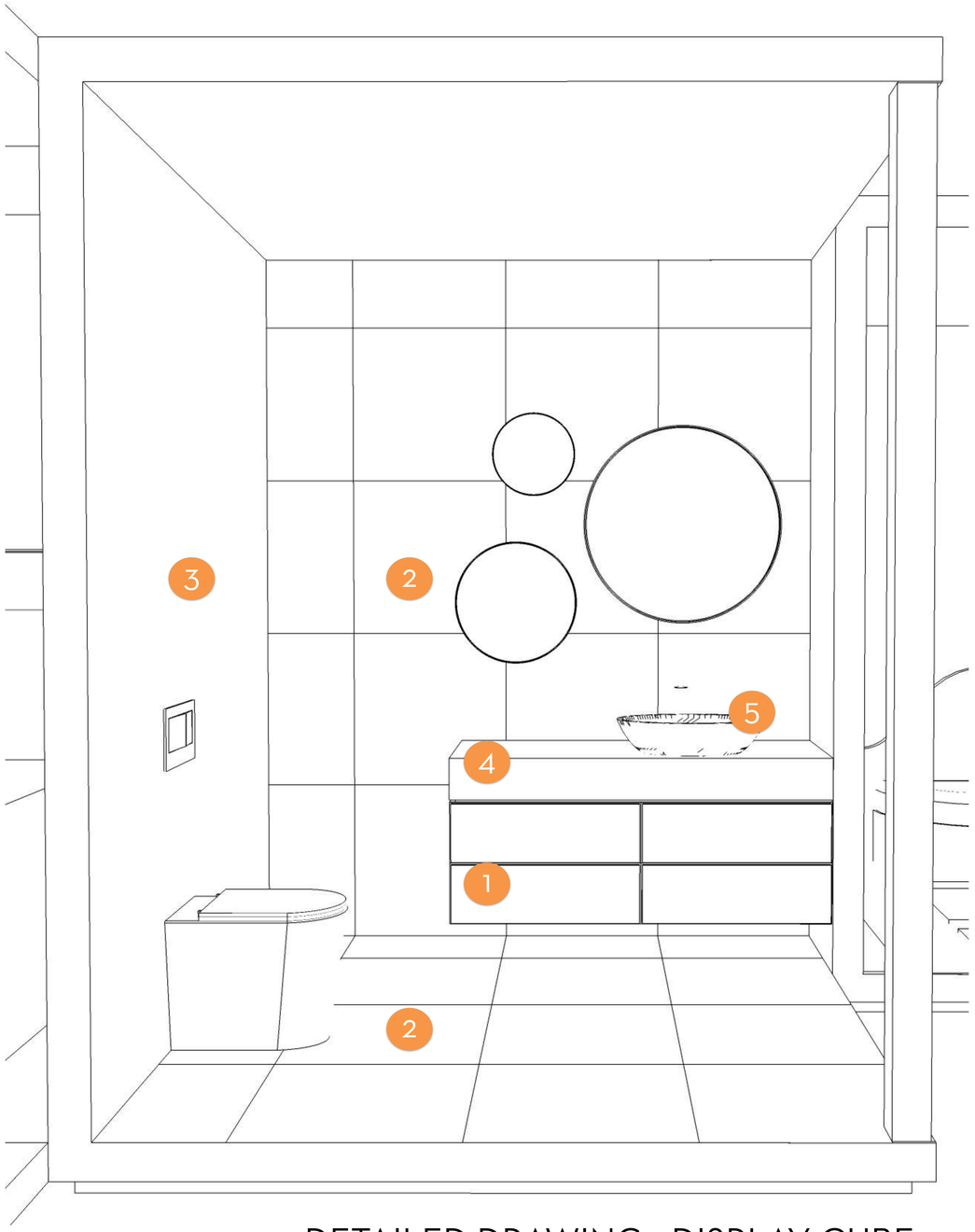

DETAILED DRAWING - DISPLAY CUBE 5



1. PG Bison - Congo Supagloss
2. Silver Pearl Marble - 600x600x20mm Honed
3. Emprador Dark Marble - 600x600x18mm Acid Wash
4. Bermuda Brown Marble - 20mm Polished
5. Marble Basin - Spec TBC

INTERIOR STYLING

DISPLAY CUBE 5

FINSIHES AND FIXTURES

SO designs presented by LEIGHTON CLAPTON

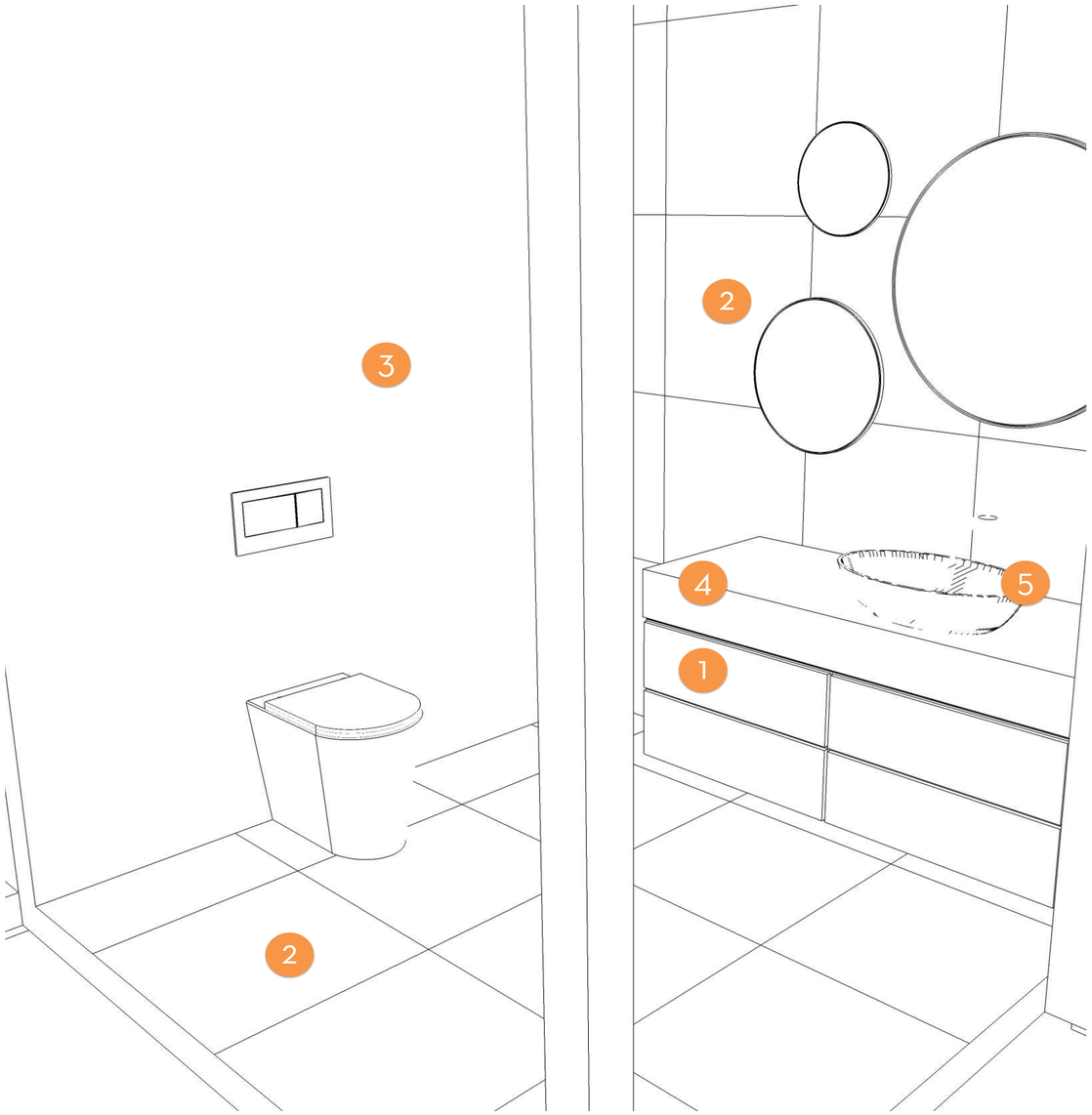

DETAILED DRAWING - DISPLAY CUBE 5



1. PG Bison - Congo Supagloss
2. Silver Pearl Marble - 600x600x20mm Honed
3. Emprador Dark Marble - 600x600x18mm Acid Wash
4. Bermuda Brown Marble - 20mm Polished
5. Marble Basin Spec TBC

INTERIOR STYLING

DISPLAY CUBE 5

FINSIHES AND FIXTURES

SO designs presented by LEIGHTON CLAPTON

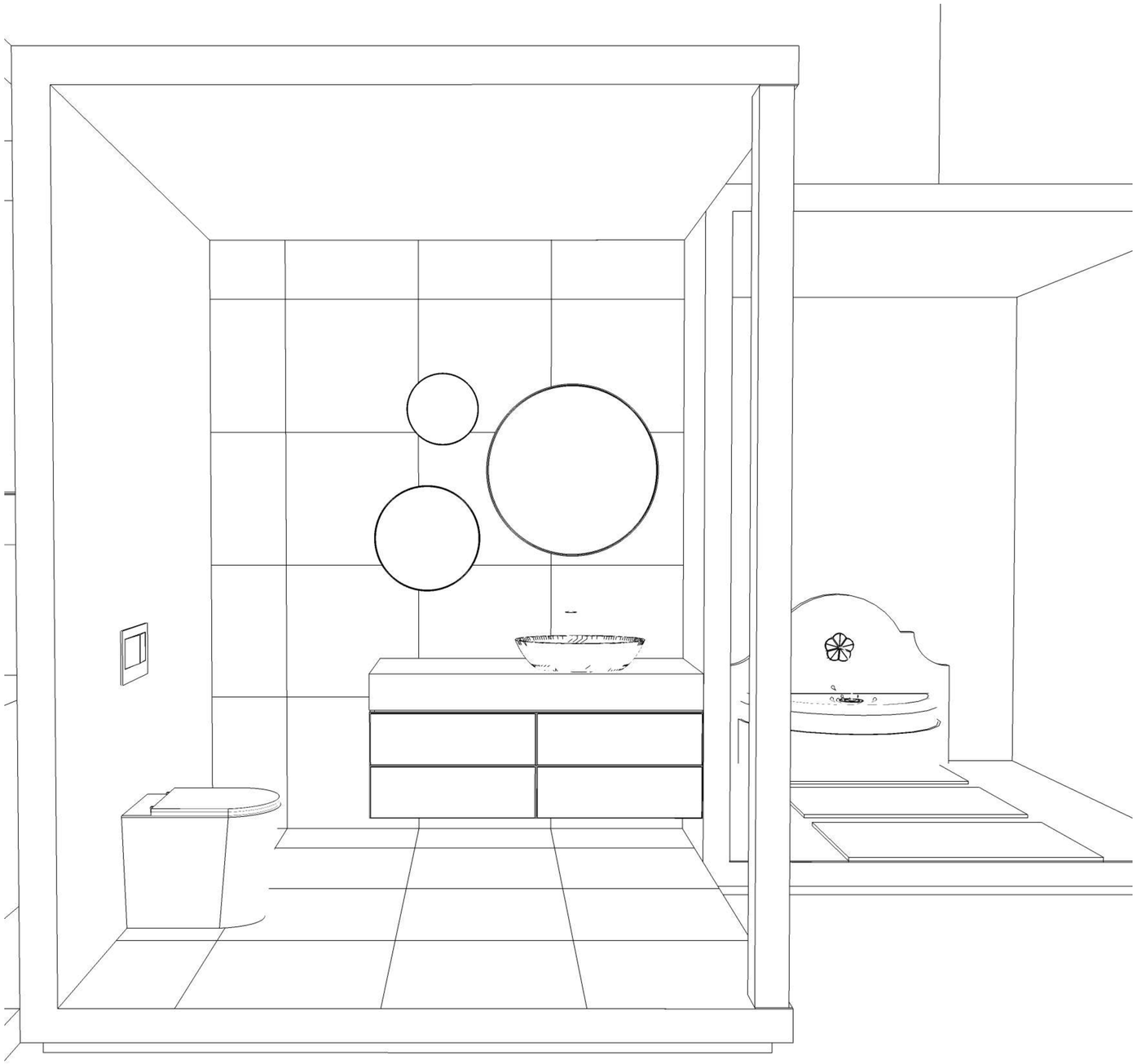

DETAILED DRAWING - DISPLAY CUBE 5

INTERIOR STYLING

DISPLAY CUBE 5

MEASURMENTS

SO designs presented by LEIGHTON CLAPTON

DETAILED DRAWING - DISPLAY CUBE 5

INTERIOR STYLING

DISPLAY CUBE 5

MEASURMENTS

SO designs presented by LEIGHTON CLAPTON

08

DISPLAY CUBE 6 - OUTDOOR

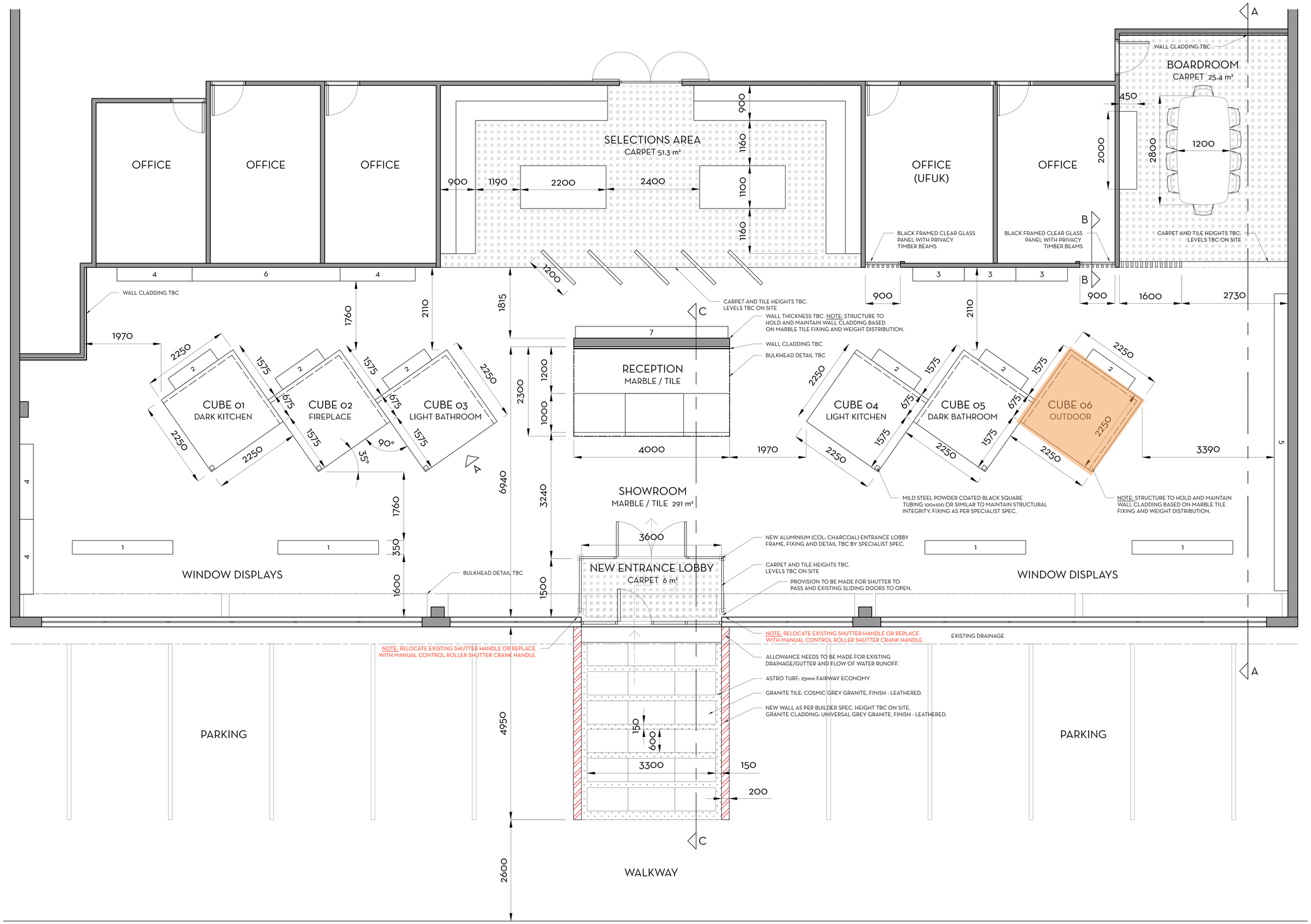

FLOOR PLAN

SCALE 1:100

PROPOSED DRAFT SHOWROOM DETAIL

NOTE: ALL FIXING DETAIL TO BE CONFIRMED BY SPECIALIST SPEC.

NOTE:

The design of this drawing is copyright and remains the property of the Interior Designer.

Contractor to verify all levels, heights and dimensions on site and check same against drawings before putting any work in hand. Any discrepancies to be reported immediately to the designer for clarifications. Please contact us should you be unsure!

All dimensions are given in millimeters.

All work must comply with the current South African National Building Regulations, SANS 10400.

REVISIONS

Rev No.	Description	Date
01	Drawings updated as per meeting 24/08	24.08.2020
02	Drawings updated as per meeting 27/08	27.08.2020
03	Updated as per site measurements.	07.09.2020
04	Updated as per site measurements and meeting with client 07/09.	09.09.2020
05	Detail updated as discussed with client.	11.09.2020
06	Cube detail and exterior ramp detail added.	18.09.2020
07	Entrance lobby updated as per site meeting.	22.09.2020

ADDITIONAL NOTES:

Existing Display Units Measurements:

Nr.	Dimensions	Qty.
01	2765 H x 2586 W	x5
02	2765 H x 1325 W	x6
03	2265 H x 1325 W	x3
04	2765 H x 1930 W	x4
05	2765 H x 7625 W	x1
06	2765 H x 3800 W	x1
07	2785 H x 3920 W - Mosaic Stand	x1

Project
ARTMAR SHOWROOM

Issued for
INFORMATION PURPOSES

Design stage
SKETCH DRAWINGS

Drawing
PROPOSED DRAFT SHOWROOM DETAIL

Date of issue	Drawn by	Issued by
2020.09.22	EB	LC

Drawing No.	Scale	Pg size	Revision
25|08|20	As shown	A3	07

www.sodesigns.co.za

SODESIGN's TERMS:

SOdesigns Close Corporation (SOdesign Lifestyles trading as SOdesigns) (SODESIGNS)

SODESIGNS's Terms in their prevailing form from time to time (SODESIGNS's Terms) are applicable to all business dealings (including those with client and suppliers) and all agreements. Products and Services are made available to customers subject to SODESIGNS's Terms. The prevailing SODESIGNS Terms are available at www.SOdesigns.co.za.

Leighton Clapton 083 454 7410



INTERIOR STYLING

DISPLAY CUBE 6

FINSIHES AND FIXTURES

1. Oatmeal Granite - 1200x600x20mm Bush Hammered
2. Cappuccino Travertine - 406x406mm Filled & Honed
3. Fairway Economy 25mm
4. Travertine Light Splitface 50XFL
5. Rich Autumn Slate Cladding 150x600mm

SO designs presented by LEIGHTON CLAPTON

3D MODELLED IMAGE

INTERIOR STYLING

DISPLAY CUBE 6

SO designs presented by LEIGHTON CLAPTON

DETAILED DRAWING - DISPLAY CUBE 6

1. Oatmeal Granite - 1200x600x20mm Bush Hammered
2. Cappuccino Travertine - 406x406mm Filled & Honed
3. Fairway Economy 25mm
4. Travertine Light Splitface 50XFL
5. Rich Autumn Slate Cladding 150x600mm
6. Fountain - TBC

INTERIOR STYLING

DISPLAY CUBE 6

FINSIHES AND FIXTURES

SO designs presented by LEIGHTON CLAPTON

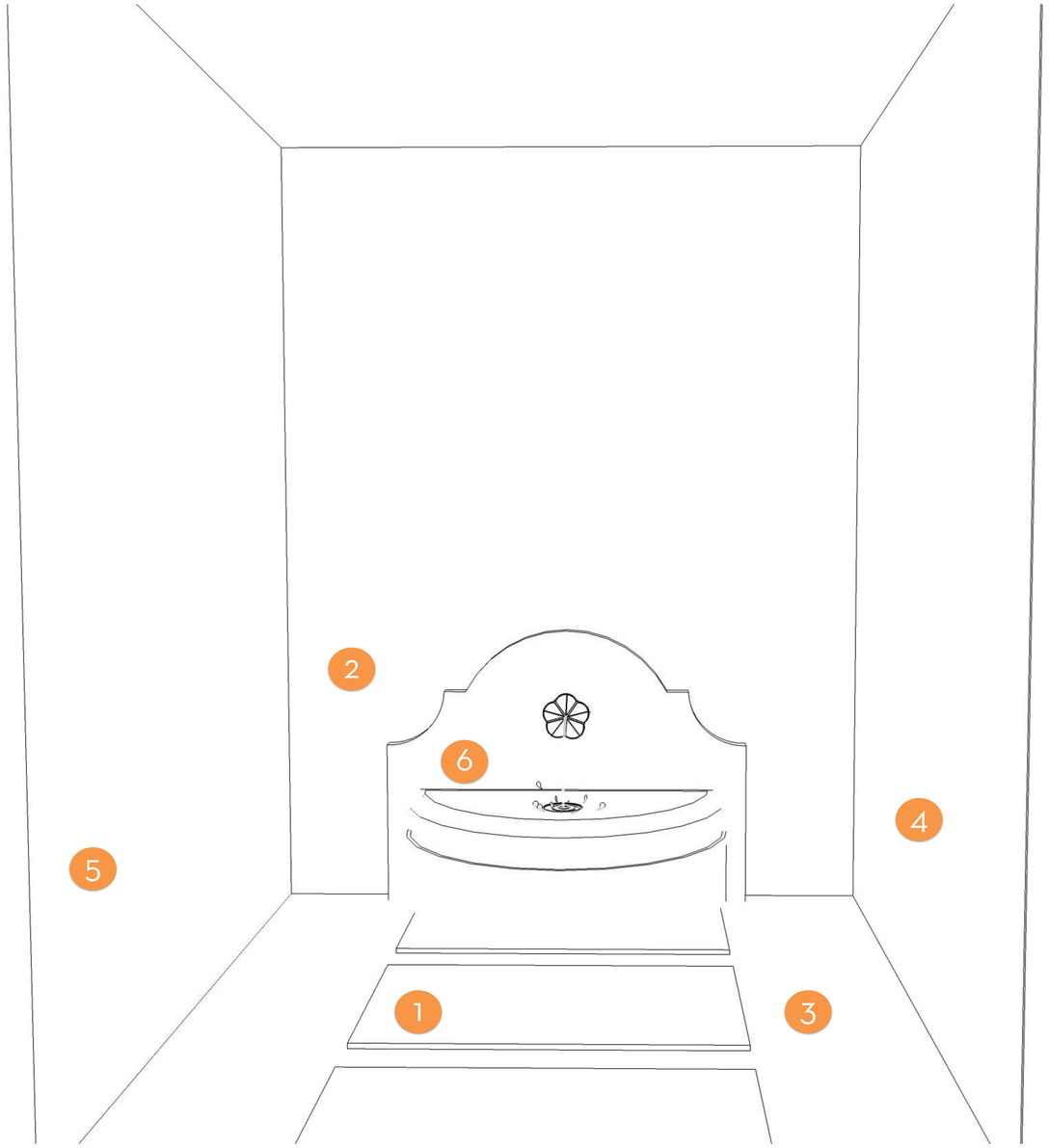

DETAILED DRAWING - DISPLAY CUBE 6

1. Oatmeal Granite - 1200x600x20mm Bush Hammered
2. Cappuccino Travertine - 406x406mm Filled & Honed
3. Fairway Economy 25mm
4. Travertine Light Splitface 50XFL
5. Rich Autumn Slate Cladding 150x600mm
6. Fountain - TBC

INTERIOR STYLING

DISPLAY CUBE 6

FINSIHES AND FIXTURES

SO designs presented by LEIGHTON CLAPTON

09
BOARDROOM

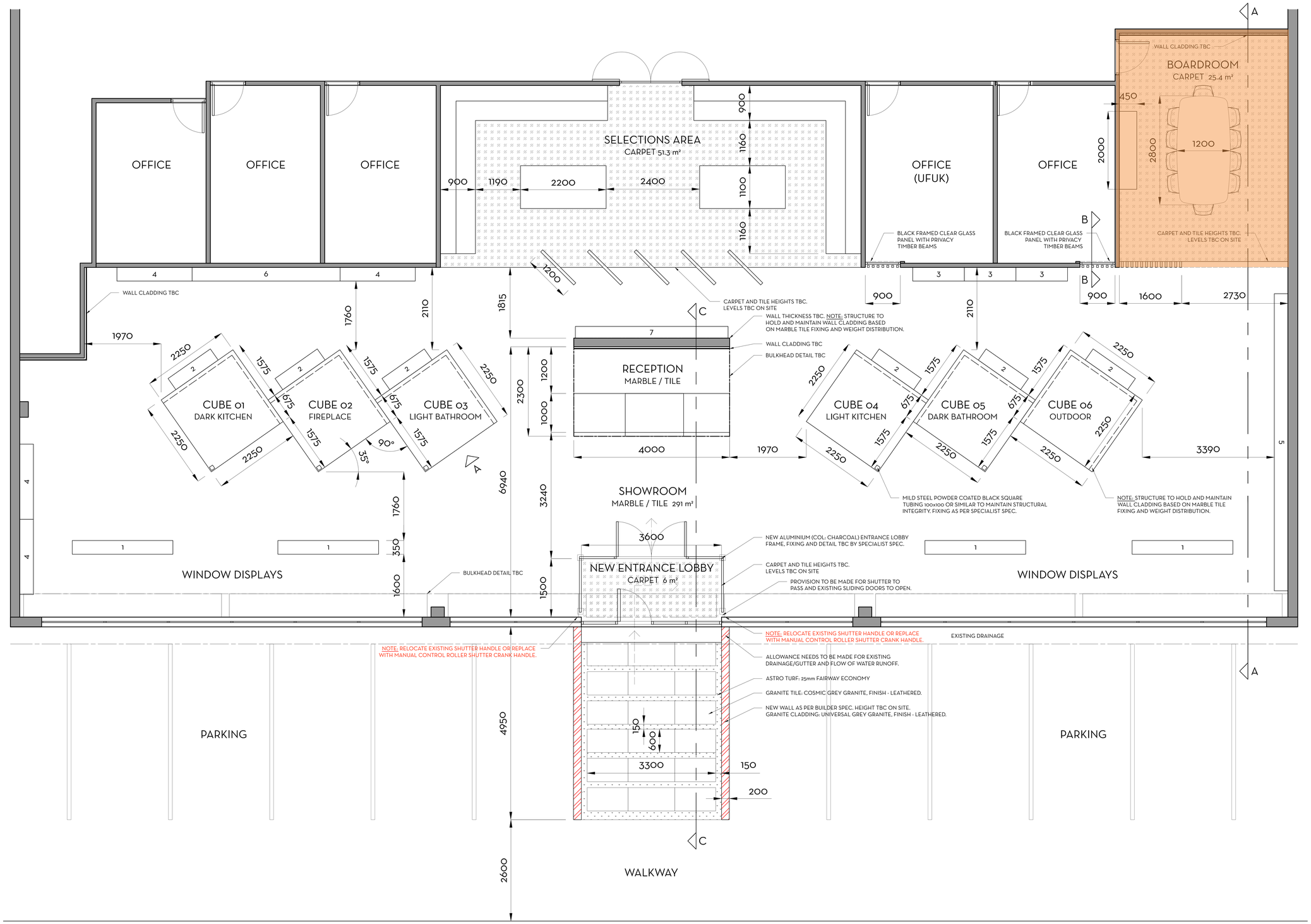

FLOOR PLAN

SCALE 1:100

PROPOSED DRAFT SHOWROOM DETAIL

NOTE: ALL FIXING DETAIL TO BE CONFIRMED BY SPECIALIST SPEC.

NOTE:

The design of this drawing is copyright and remains the property of the Interior Designer.

Contractor to verify all levels, heights and dimensions on site and check same against drawings before putting any work in hand. Any discrepancies to be reported immediately to the designer for clarifications. Please contact us should you be unsure!

All dimensions are given in millimeters.

All work must comply with the current South African National Building Regulations, SANS 10400.

REVISIONS

Rev No.	Description	Date
01	Drawings updated as per meeting 24/08	24.08.2020
02	Drawings updated as per meeting 27/08	27.08.2020
03	Updated as per site measurements.	07.09.2020
04	Updated as per site measurements and meeting with client 07/09.	09.09.2020
05	Detail updated as discussed with client.	11.09.2020
06	Cube detail and exterior ramp detail added.	18.09.2020
07	Entrance lobby updated as per site meeting.	22.09.2020

ADDITIONAL NOTES:

Existing Display Units Measurements:

Nr.	Dimensions	Qty.
01	2765 H x 2586 W	x5
02	2765 H x 1325 W	x6
03	2265 H x 1325 W	x3
04	2765 H x 1930 W	x4
05	2765 H x 7625 W	x1
06	2765 H x 3800 W	x1
07	2785 H x 3920 W - Mosaic Stand	x1

Project
ARTMAR SHOWROOM

Issued for
INFORMATION PURPOSES

Design stage
SKETCH DRAWINGS

Drawing
PROPOSED DRAFT SHOWROOM DETAIL

Date of issue	Drawn by	Issued by
2020.09.22	EB	LC

Drawing No.	Scale	Pg size	Revision
25|08|20	As shown	A3	07

www.sodesigns.co.za

SODESIGN's TERMS:

SOdesigns Close Corporation (SOdesign Lifestyles trading as SOdesigns) (SODESIGNS)

SODESIGNS's Terms in their prevailing form from time to time (SODESIGNS's Terms) are applicable to all business dealings (including those with client and suppliers) and all agreements. Products and Services are made available to customers subject to SODESIGNS's Terms. The prevailing SODESIGNS Terms are available at www.SOdesigns.co.za.

Leighton Clapton 083 454 7410

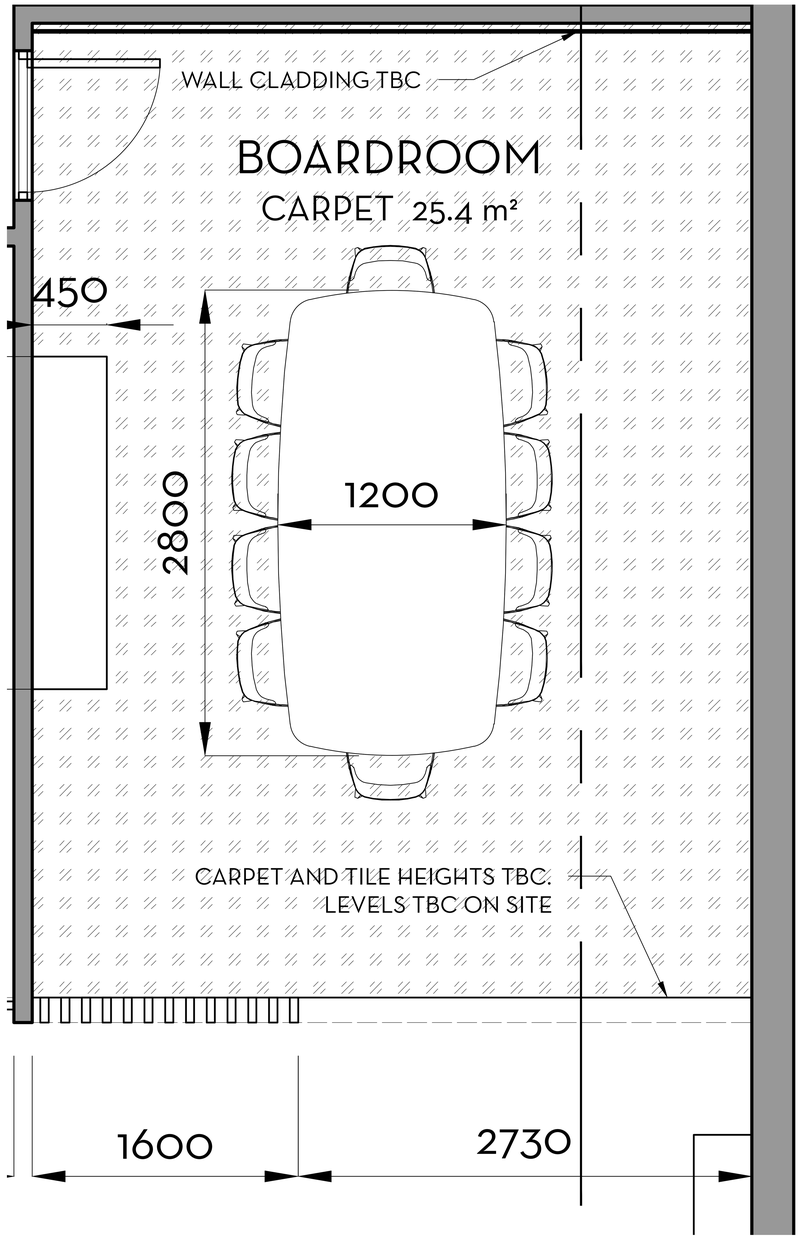

INTERIOR STYLING
BOARDROOM
FINSIHES AND FIXTURES

1. Style of Marble Boardroom Table

SO designs presented by LEIGHTON CLAPTON



INTERIOR STYLING

BOARDROOM

FINSIHES AND FIXTURES

1. Pacific Grey Marble - 20mm Polished
2. Volakas Cloudy Marble - 20mm Polished
3. Nero Marquena Marble - 600x600x18mm Polished
4. PG Bison - African Wenge
5. Velvet - Col; Narc

SO designs presented by LEIGHTON CLAPTON

3D RENDERED IMAGE

INTERIOR STYLING

BOARDROOM

SO designs presented by LEIGHTON CLAPTON

3D RENDERED IMAGE

INTERIOR STYLING
BOARDROOM

SO designs presented by LEIGHTON CLAPTON





3D MODELLED IMAGE

INTERIOR STYLING BOARDROOM

1. Pacific Grey Marble - 20mm Polished
2. Volakas Cloudy Marble - 20mm Polished
3. Nero Marquena Marble - 600x600x18mm Polished
4. PG Bison - African Wenge
5. Velvet - Col; Narc
6. Evasive White plascon wall paint
7. Who Are We / About Us?

SO designs presented by LEIGHTON CLAPTON

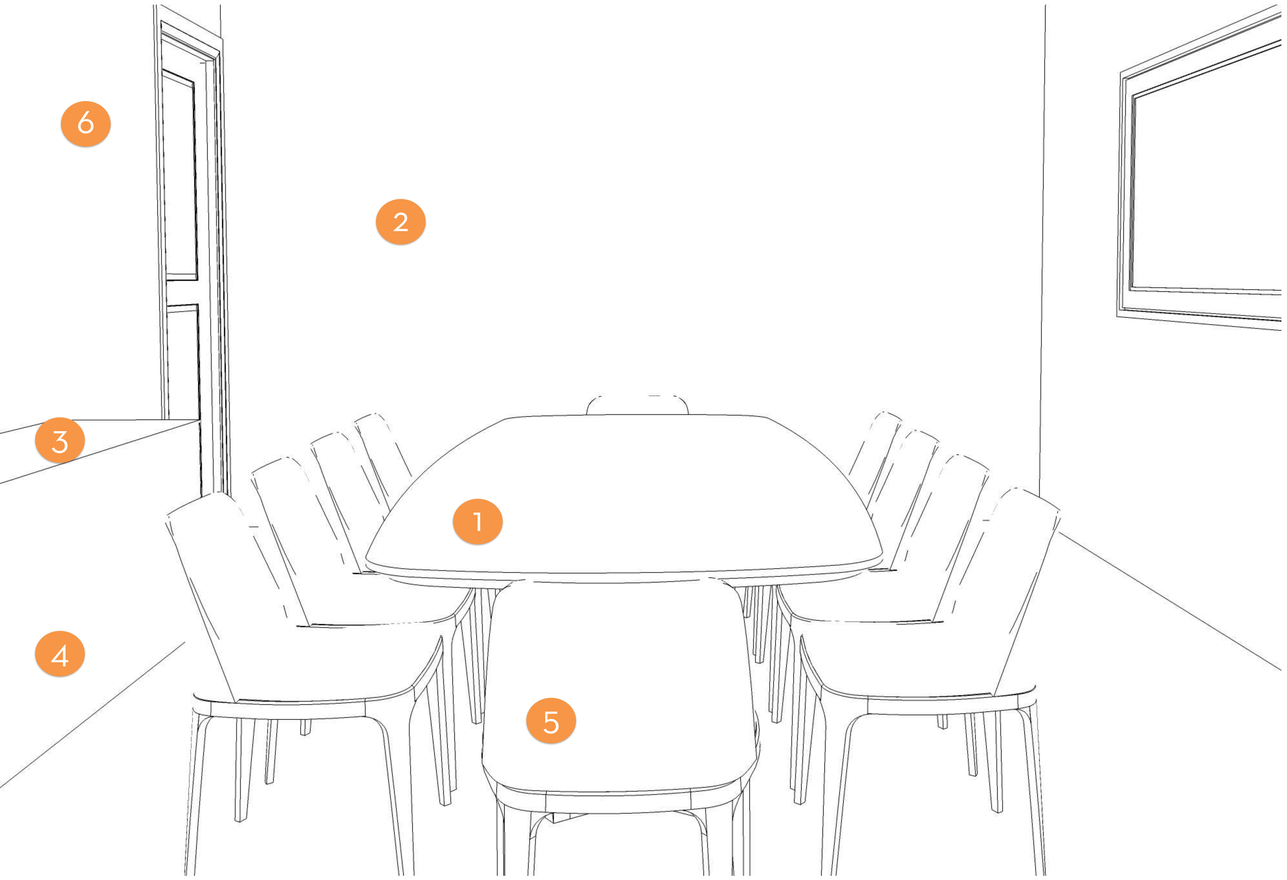



3D MODELLED IMAGE

1. Pacific Grey Marble - 20mm Polished
2. Volakas Cloudy Marble - 20mm Polished
3. Nero Marquena Marble - 600x600x18mm Polished
4. PG Bison - African Wenge
5. Velvet - Col; Narc
6. Evasive White plascon wall paint

INTERIOR STYLING BOARDROOM

SO designs presented by LEIGHTON CLAPTON

10
SALES SELECTIONS AREA

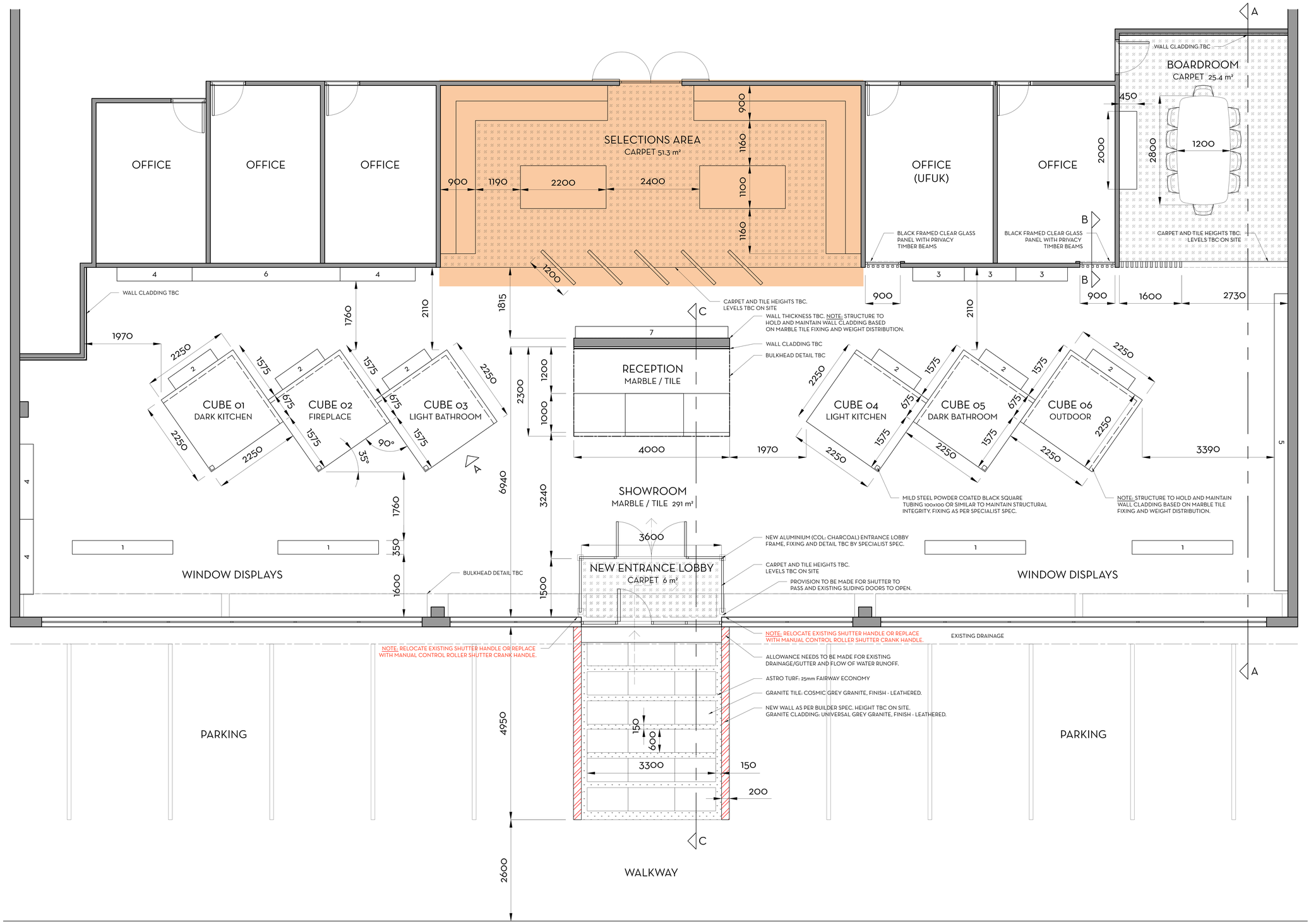

FLOOR PLAN

SCALE 1:100

PROPOSED DRAFT SHOWROOM DETAIL

NOTE: ALL FIXING DETAIL TO BE CONFIRMED BY SPECIALIST SPEC.

NOTE:

The design of this drawing is copyright and remains the property of the Interior Designer.

Contractor to verify all levels, heights and dimensions on site and check same against drawings before putting any work in hand. Any discrepancies to be reported immediately to the designer for clarifications. Please contact us should you be unsure!

All dimensions are given in millimeters.

All work must comply with the current South African National Building Regulations, SANS 10400.

REVISIONS

Rev No.	Description	Date
01	Drawings updated as per meeting 24/08	24.08.2020
02	Drawings updated as per meeting 27/08	27.08.2020
03	Updated as per site measurements.	07.09.2020
04	Updated as per site measurements and meeting with client 07/09.	09.09.2020
05	Detail updated as discussed with client.	11.09.2020
06	Cube detail and exterior ramp detail added.	18.09.2020
07	Entrance lobby updated as per site meeting.	22.09.2020

ADDITIONAL NOTES:

Existing Display Units Measurements:

Nr.	Dimensions	Qty.
01	2765 H x 2586 W	x5
02	2765 H x 1325 W	x6
03	2265 H x 1325 W	x3
04	2765 H x 1930 W	x4
05	2765 H x 7625 W	x1
06	2765 H x 3800 W	x1
07	2785 H x 3920 W - Mosaic Stand	x1

Project
ARTMAR SHOWROOM

Issued for
INFORMATION PURPOSES

Design stage
SKETCH DRAWINGS

Drawing
PROPOSED DRAFT SHOWROOM DETAIL

Date of issue	Drawn by	Issued by
2020.09.22	EB	LC

Drawing No.	Scale	Pg size	Revision
25|08|20	As shown	A3	07

www.sodesigns.co.za

SODESIGN's TERMS:

SOdesigns Close Corporation (SOdesign Lifestyles trading as SOdesigns) (SODESIGNS)

SODESIGNS's Terms in their prevailing form from time to time (SODESIGNS's Terms) are applicable to all business dealings (including those with client and suppliers) and all agreements. Products and Services are made available to customers subject to SODESIGNS's Terms. The prevailing SODESIGNS Terms are available at www.SOdesigns.co.za.

Leighton Clapton 083 454 7410

STYLING IDEAS

INTERIOR STYLING

SAMPLE DISPLAY

SO designs presented by LEIGHTON CLAPTON



INTERIOR STYLING

SAMPLE DISPLAY

FINSIHES AND FIXTURES

1. PG Bison - Folkstone Grey Supamatt
2. PG Bison - Melawood Super Black
3. Arctic Storm Marble - 20mm Polished
4. PG Bison - African Wenge
5. BuzziSkin Stone Grey 67

SO designs presented by LEIGHTON CLAPTON



3D MODELLED IMAGE

INTERIOR STYLING

SAMPLE DISPLAY

SO designs presented by LEIGHTON CLAPTON

3D MODELLED IMAGE

INTERIOR STYLING

SAMPLE DISPLAY

SO designs presented by LEIGHTON CLAPTON

3D MODELLED IMAGE

INTERIOR STYLING

SAMPLE DISPLAY

SO designs presented by LEIGHTON CLAPTON

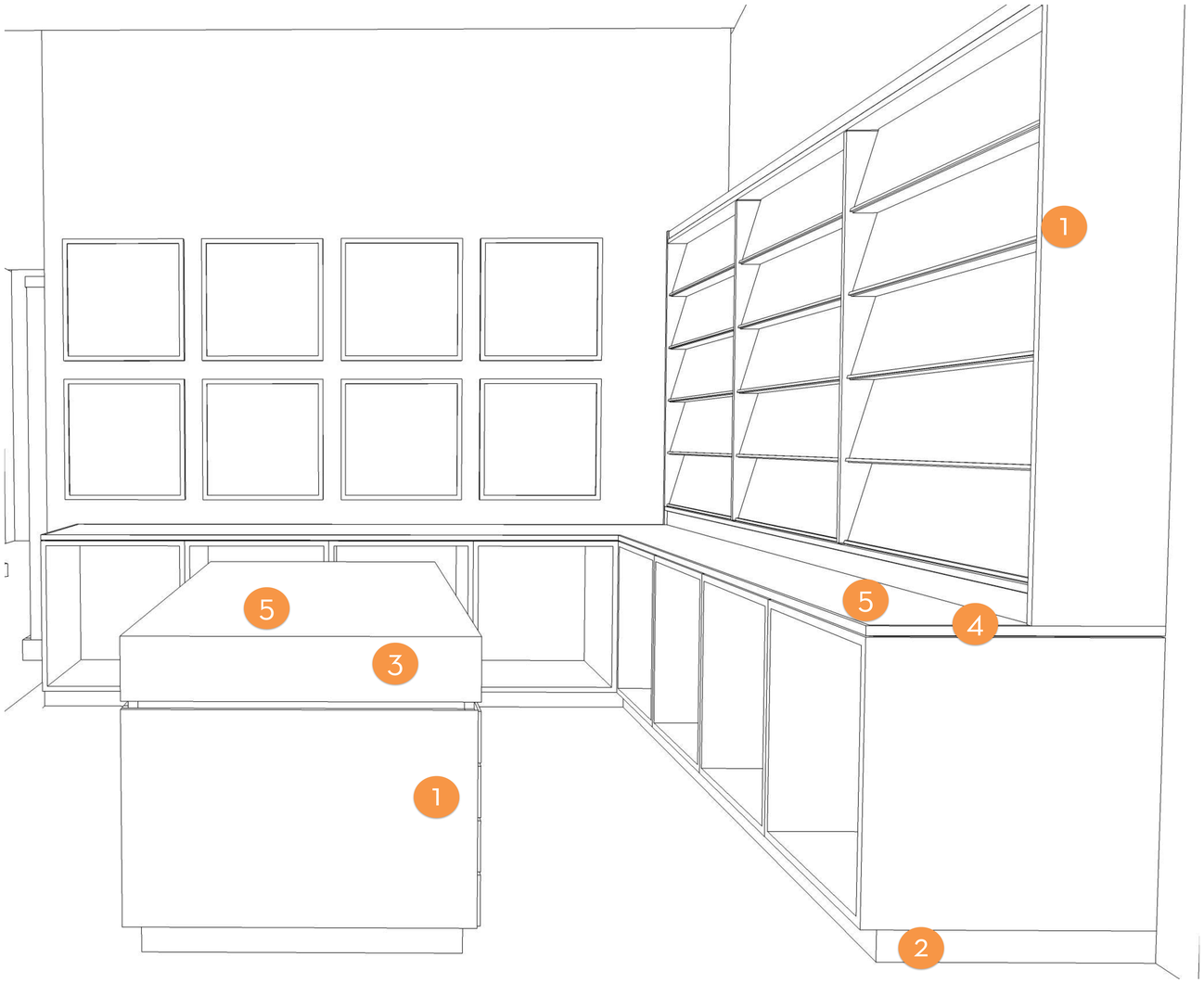

DETAILED DRAWING - SAMPLE DISPLAY AREA



1. PG Bison - Folkstone Grey Supamatt
2. PG Bison - Melawood Super Black
3. Arctic Storm Marble - 20mm Polished
4. PG Bison - African Wenge
5. BuzziSkin Stone Grey 67

INTERIOR STYLING

SAMPLE DISPLAY

FINSIHES AND FIXTURES

SO designs presented by LEIGHTON CLAPTON

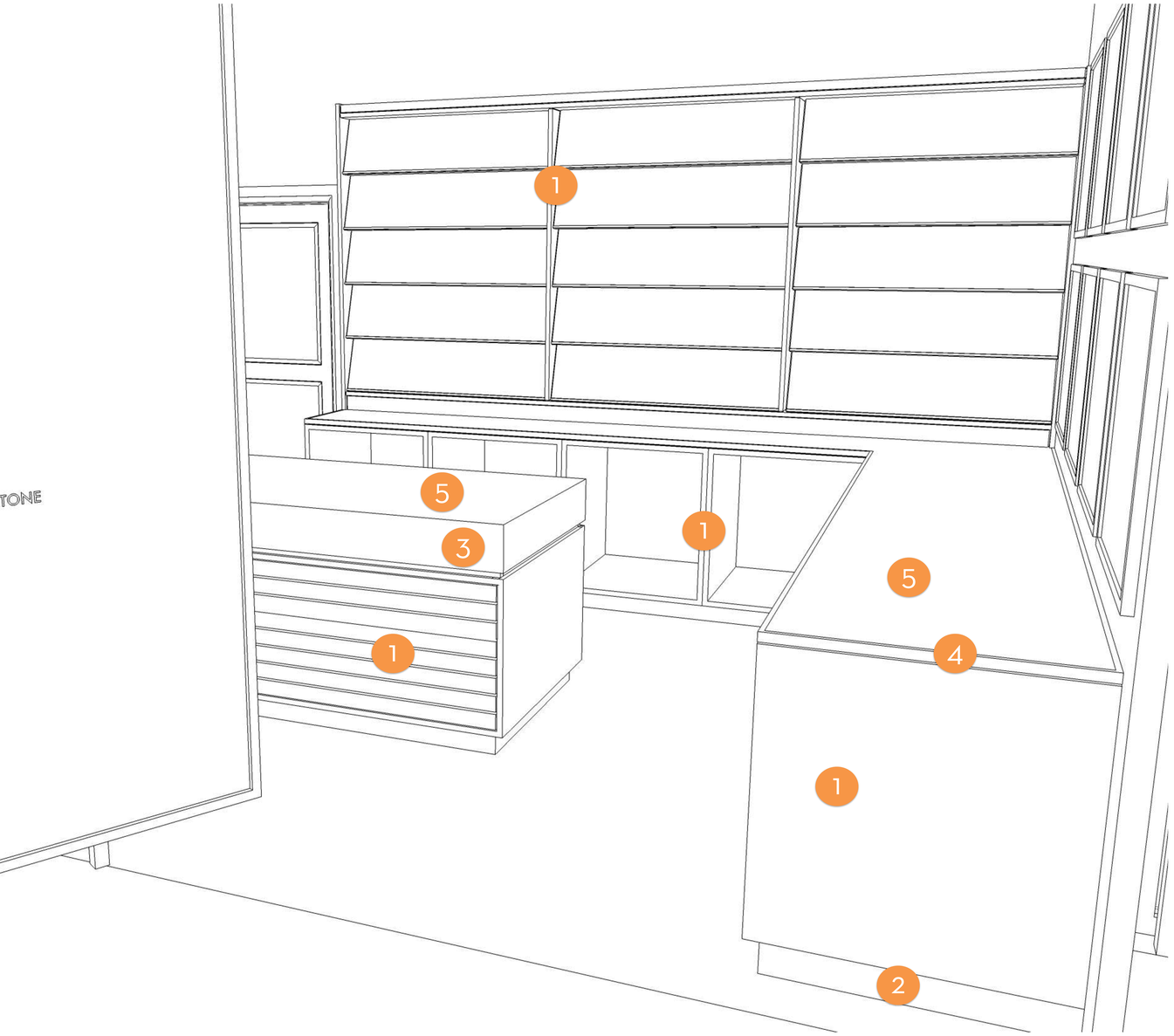

DETAILED DRAWING - SAMPLE DISPLAY AREA



1. PG Bison - Folkstone Grey Supamatt
2. PG Bison - Melawood Super Black
3. Arctic Storm Marble - 20mm Polished
4. PG Bison - African Wenge
5. BuzziSkin Stone Grey 67

INTERIOR STYLING

SAMPLE DISPLAY

FINSIHES AND FIXTURES

SO designs presented by LEIGHTON CLAPTON

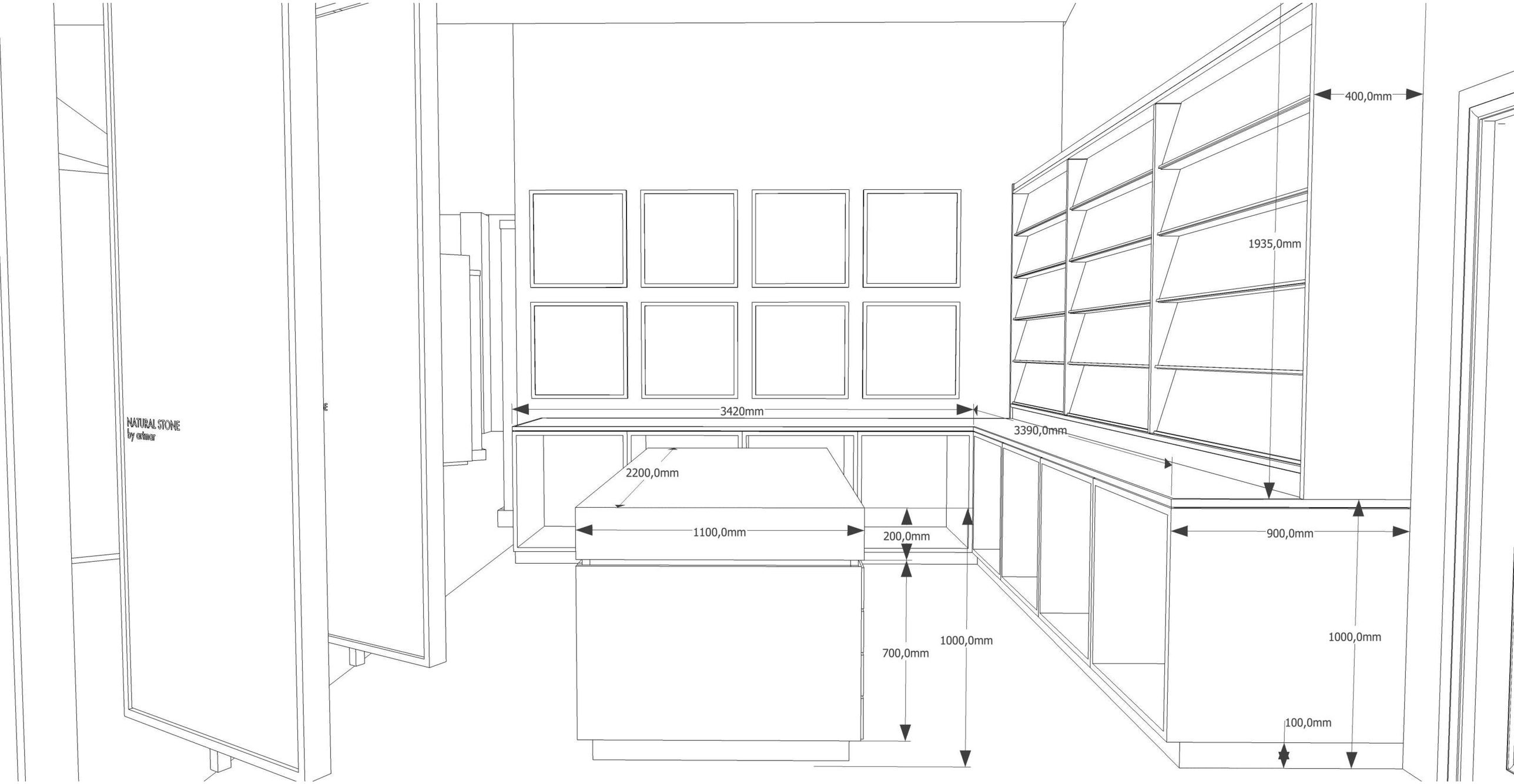

DETAILED DRAWING - SAMPLE DISPLAY AREA

INTERIOR STYLING

SAMPLE DISPLAY

MEASURMENTS

SO designs presented by LEIGHTON CLAPTON

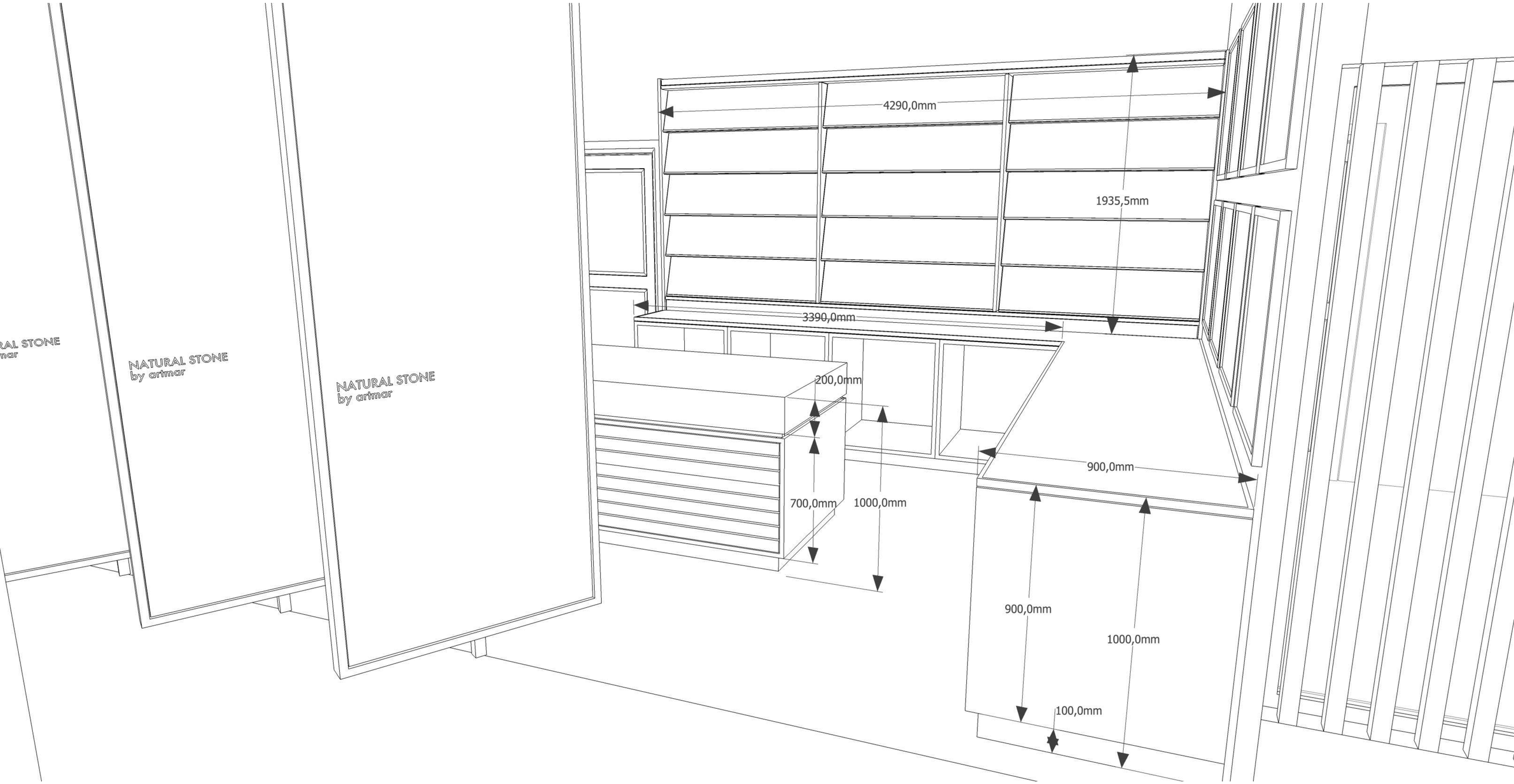

DETAILED DRAWING - SAMPLE DISPLAY AREA

INTERIOR STYLING

SAMPLE DISPLAY

MEASURMENTS

SO designs presented by LEIGHTON CLAPTON

11
WALL CLADDING

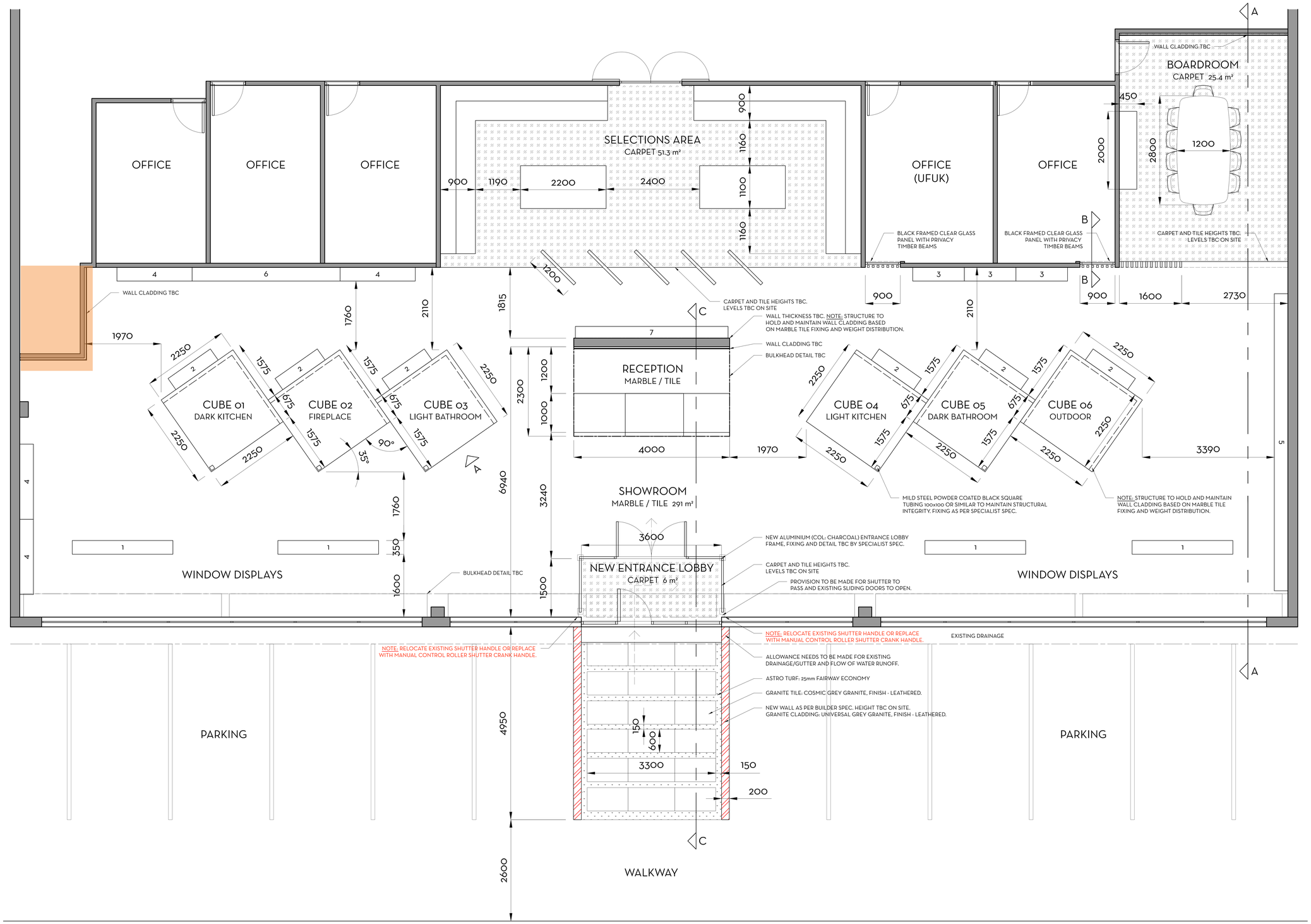

FLOOR PLAN

SCALE 1:100

PROPOSED DRAFT SHOWROOM DETAIL

NOTE: ALL FIXING DETAIL TO BE CONFIRMED BY SPECIALIST SPEC.

NOTE:

The design of this drawing is copyright and remains the property of the Interior Designer.

Contractor to verify all levels, heights and dimensions on site and check same against drawings before putting any work in hand. Any discrepancies to be reported immediately to the designer for clarifications. Please contact us should you be unsure!

All dimensions are given in millimeters.

All work must comply with the current South African National Building Regulations, SANS 10400.

REVISIONS

Rev No.	Description	Date
01	Drawings updated as per meeting 24/08	24.08.2020
02	Drawings updated as per meeting 27/08	27.08.2020
03	Updated as per site measurements.	07.09.2020
04	Updated as per site measurements and meeting with client 07/09.	09.09.2020
05	Detail updated as discussed with client.	11.09.2020
06	Cube detail and exterior ramp detail added.	18.09.2020
07	Entrance lobby updated as per site meeting.	22.09.2020

ADDITIONAL NOTES:

Existing Display Units Measurements:

Nr.	Dimensions	Qty.
01	2765 H x 2586 W	x5
02	2765 H x 1325 W	x6
03	2265 H x 1325 W	x3
04	2765 H x 1930 W	x4
05	2765 H x 7625 W	x1
06	2765 H x 3800 W	x1
07	2785 H x 3920 W - Mosaic Stand	x1

Project
ARTMAR SHOWROOM

Issued for
INFORMATION PURPOSES

Design stage
SKETCH DRAWINGS

Drawing
PROPOSED DRAFT SHOWROOM DETAIL

Date of issue	Drawn by	Issued by
2020.09.22	EB	LC

Drawing No.	Scale	Pg size	Revision
25|08|20	As shown	A3	07

www.sodesigns.co.za

SODESIGN's TERMS:

SOdesigns Close Corporation (SOdesign Lifestyles trading as SOdesigns) (SODESIGNS)

SODESIGNS's Terms in their prevailing form from time to time (SODESIGNS's Terms) are applicable to all business dealings (including those with client and suppliers) and all agreements. Products and Services are made available to customers subject to SODESIGNS's Terms. The prevailing SODESIGNS Terms are available at www.SOdesigns.co.za.

Leighton Clapton 083 454 7410

INTERIOR STYLING

WALL CLADDING

FINSIHES AND FIXTURES

1. Neolith - Estatuario

SO designs presented by LEIGHTON CLAPTON

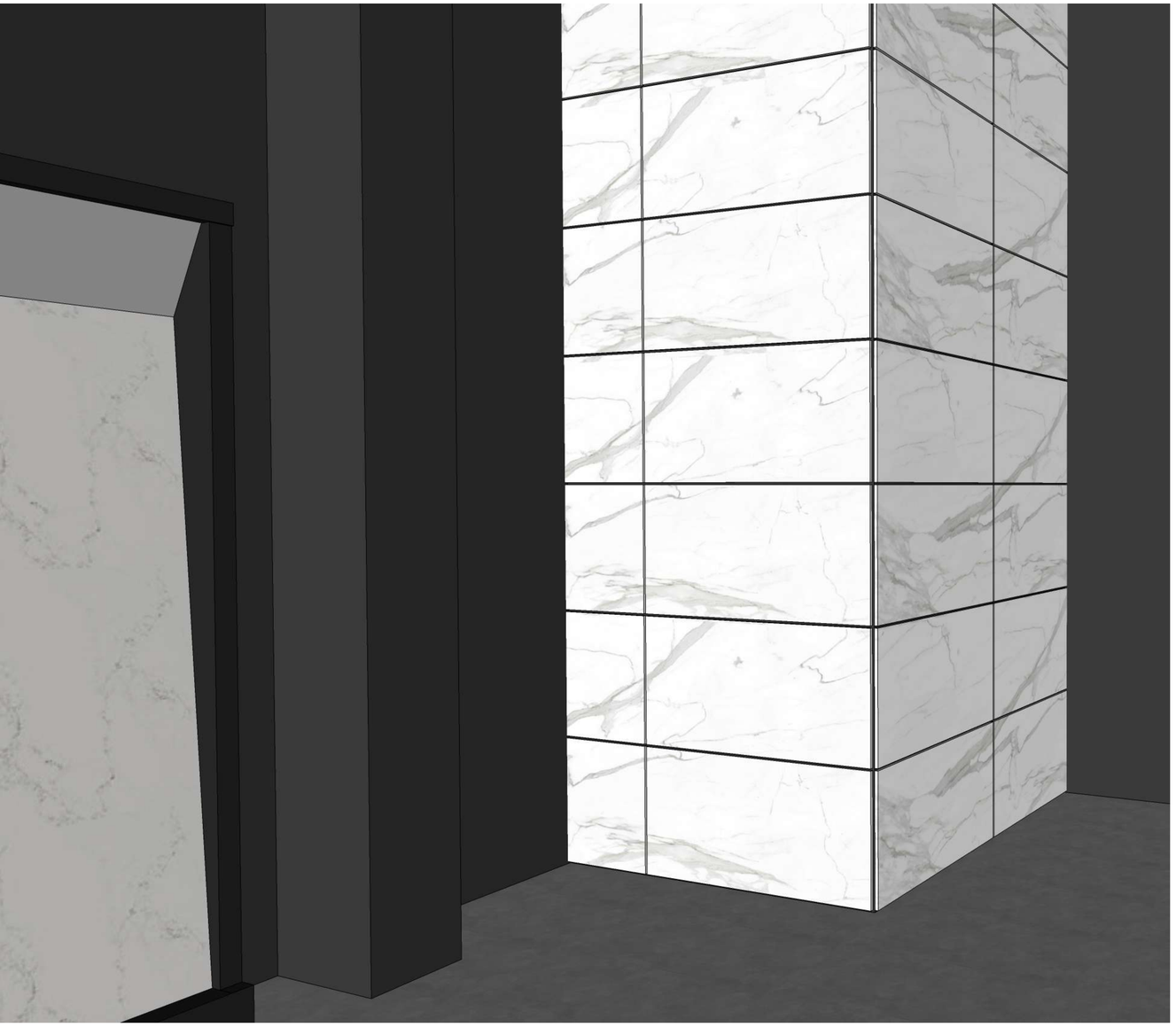

3D MODELLED IMAGE



INTERIOR STYLING

WALL CLADDING

1. Neolith - Estatuario

SO designs presented by LEIGHTON CLAPTON

12

SEATED WAITING AREA

3D MODELLED IMAGE

INTERIOR STYLING

SEATED WAITING AREA

SO designs presented by LEIGHTON CLAPTON

3D MODELLED IMAGE

INTERIOR STYLING

SEATED WAITING AREA

SO designs presented by LEIGHTON CLAPTON

INTERIOR STYLING

SEATED WAITING AREA

FURNITURE STYLING IDEAS
NESTING TABLE AND TUB CHAIR SUGGESTIONS

SO designs presented by LEIGHTON CLAPTON

13

CARPENTER / JOINERS / MARBLE FABRICATION

MARBLE FABRICATION EDGING / STYLING IDEAS

INTERIOR STYLING

POD DISPLAYS & OTHER

SO designs presented by LEIGHTON CLAPTON



EDGING / STYLING IDEAS

CARPENTERS / JOINERS AND MARBLE FABRICATION NOTES:

- Soft close hinges.
- Soft close runners.
- Finger Grip detailing on all doors
- Shop drawings and detailing to be signed off by client
- Sales and Selections area to be confirmed based on tile and marble sample sizes and to be signed off by client.
- Marble top detail to be specified by Fabricators and signed off by client.
- Black solid timber kick plates in areas on FFL and tiled areas - to prevent any damages / or water ingress.
- Standard aluminium removable kick plates in all other kitchen and specified areas - to be signed off by client.

INTERIOR STYLING

POD DISPLAYS & OTHER

SO designs presented by LEIGHTON CLAPTON

SO designs presented by LEIGHTON CLAPTON

INTERIOR DESIGN AND DECORATIONS

Founder and designer, Leighton Clapton has always been most comfortable following creative pursuits. This passion for art and design, culminated in him launching his own interior design studio more than 15 years ago.

Leighton is known for his skill at transforming spaces into bespoke creations that exude elegance, comfort and luxury – a perfect union of function and flair, executed to precision.

It is this signature style that he has brought to some of the most premium addresses in South Africa, on projects ranging from R2 million to R75 million, for residential spaces anywhere from 180sqm to 2000sqm, through to 8000sqm commercial projects.

The designs and or these drawings are all copyright and remain the property of SOdesigns.

INTERIOR ARCHITECT | INTERIOR DECORATION | PROJECT MANAGE | CONSULTANCY