

# ARTMAR SHOWROOM

RANDBURG | JOHANNESBURG



# CONTENT

- 1 PHASE 1 - Exterior Building
- 2 PHASE 2 - CAD Floor Plan, Elevations, Ceiling Drawings, Lighting Layouts and Styling
- 3 PHASE 3 - Interior Styling
  - 3.1 Reception Desk
  - 3.2 Selections Area
  - 3.3 Display Cubes
  - 3.4 Waiting Area and Feature Wall
  - 3.5 Boardroom
  - 3.6 Slab Display
  - 3.7 Display Area
  - 3.8 Cloakrooms
  - 3.9 Kitchen
  - 3.10 Back Office
- 4 Carpenter / Joiners / Marble Fabrication Notes

01

PHASE 1

EXTERIOR BUILDING

1.1

# 3D MODEL IMAGES





3D MODELLED IMAGE

EXTERIOR STYLING  
45' ELEVATION





3D MODELLED IMAGE

EXTERIOR STYLING  
FRONT ELEVATION



3D MODELLED IMAGE

EXTERIOR STYLING  
SIDE ELEVATION





3D MODELLED IMAGE

EXTERIOR STYLING  
BACK ELEVATION





3D MODELLED IMAGE

EXTERIOR STYLING  
TOP VIEW

1. 2

## BUILDING SIGNAGE



Importers & Manufacturers Of Natural Stone Products

artmar  
natural stone

Showroom Entrance

New Artmar Logo  
above Neolith® border

EXTERIOR STYLING  
SIGNAGE





EXTERIOR STYLING  
SIGNAGE





Dispatch / Collections Bay

New signage assisting  
customers to Showroom  
Entrance & Parking Area

Showroom  
Entrance & Parking

EXTERIOR STYLING  
SIGNAGE





EXTERIOR STYLING  
SIGNAGE



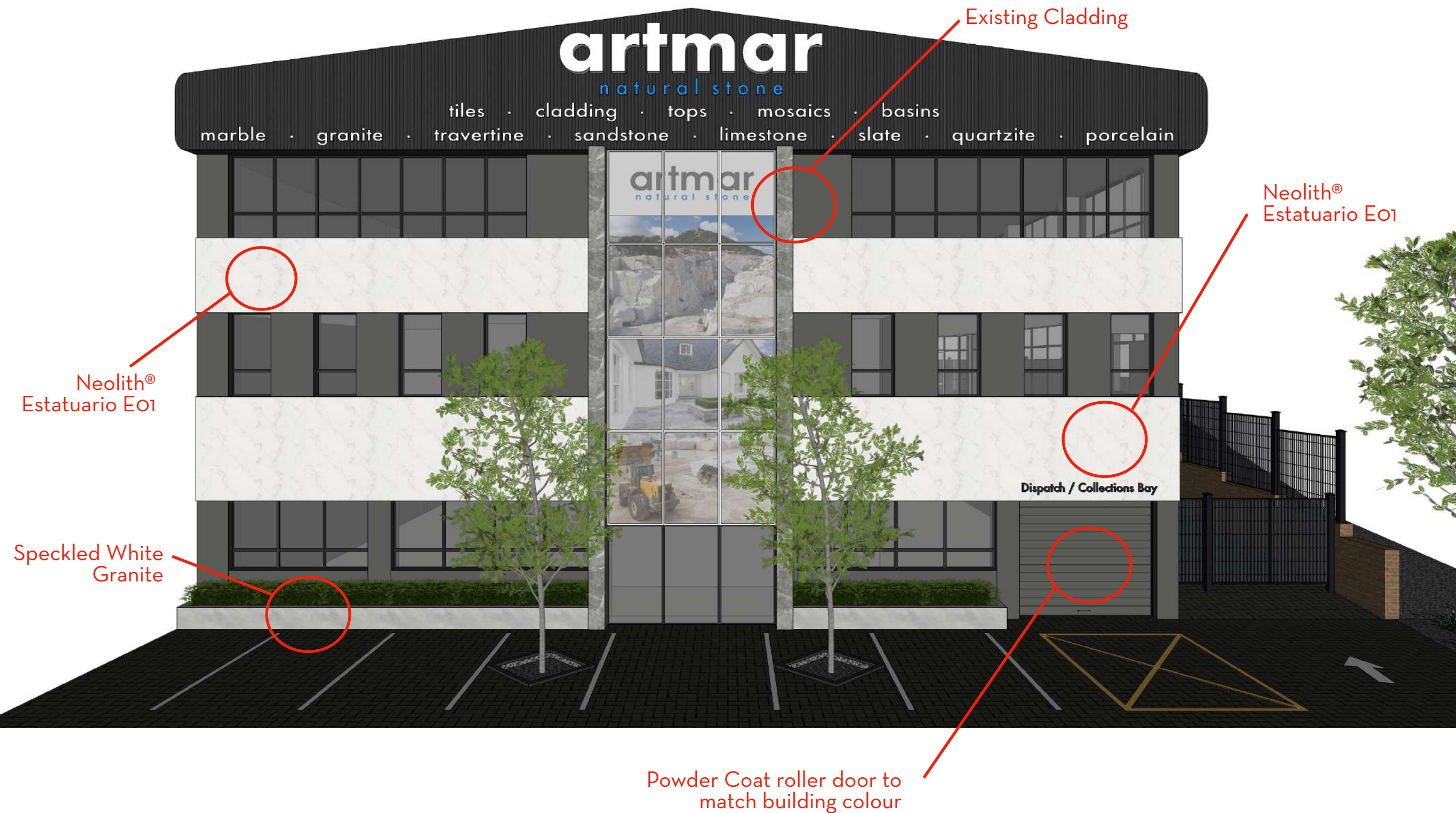
1.3

SHOWROOM EXTERIOR BUILDING FINISHES



EXTERIOR STYLING  
BUILDING FINISHES





# EXTERIOR STYLING BUILDING FINISHES

1. 4

S I T E   F I N I S H I N G   A N D   L A N D S C A P I N G





EXTERIOR STYLING  
SITE FINISHES





Install Easy Ivy  
Planter Box Foliage

Plant new Trees in  
planter boxes

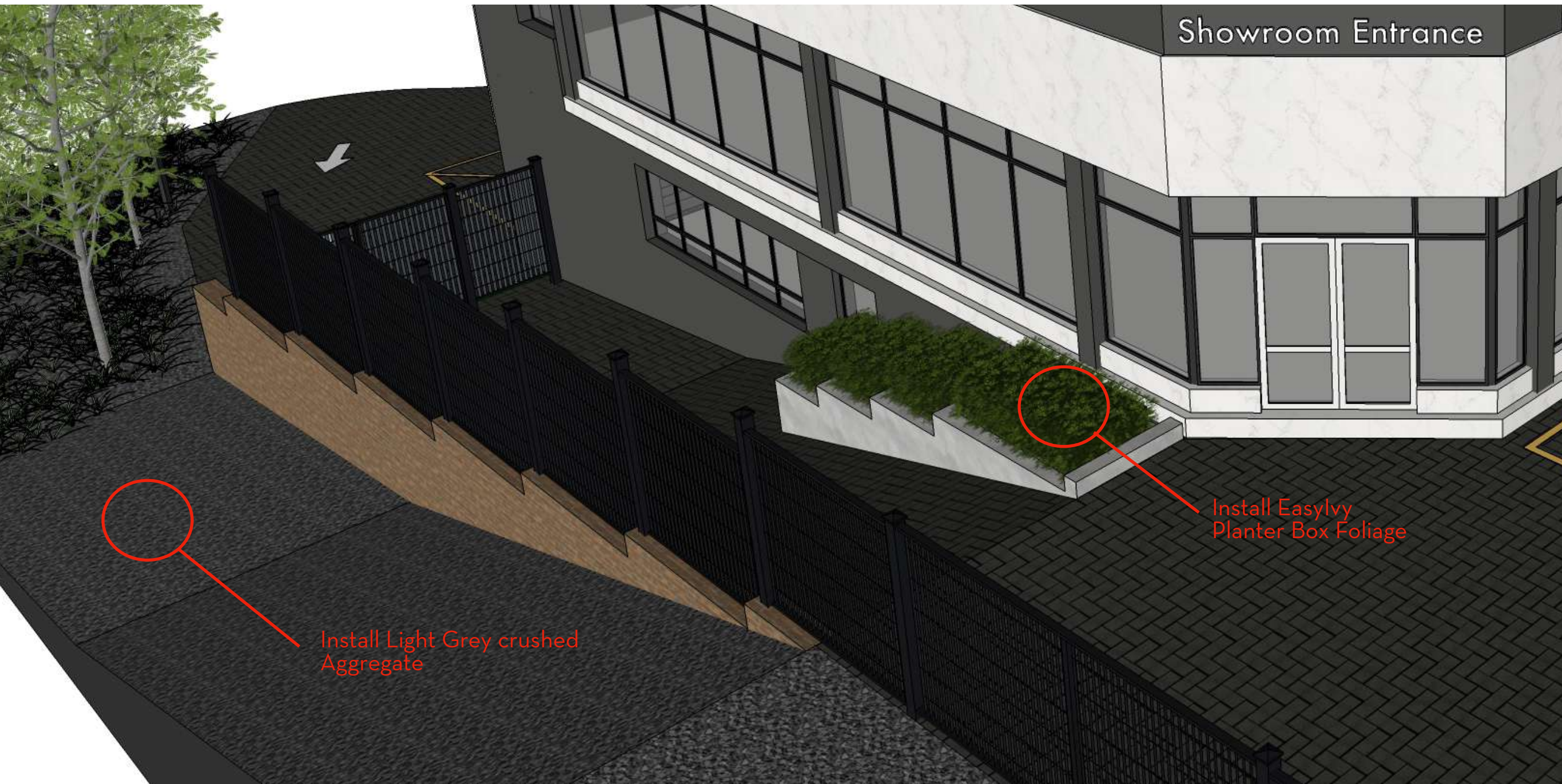
EXTERIOR STYLING  
SITE LANDSCAPING






EXTERIOR STYLING  
SITE FINISHES





EXTERIOR STYLING  
SITE LANDSCAPING







1. Speckled White Granite Leathered - 600x1200x15
2. Existing Wall Colour
3. Green Buxus Foliage
4. Neolith® Estatuario EO1
5. Light Grey Crushed Stone Aggregate 20mm

EXTERIOR STYLING  
FIXTURES & FINISHES

**SO**  
*designs*  
presented by  
LEIGHTON CLAPTON






## Parking Paved Area

1. Colour Option 1 (Recommended)
2. Colour Option 2
3. Existing Paver Colour
4. Other Building Related Finishes





# EXTERIOR STYLING FIXTURES & FINISHES

1. EasyIvy - Green Buxus Planter Box

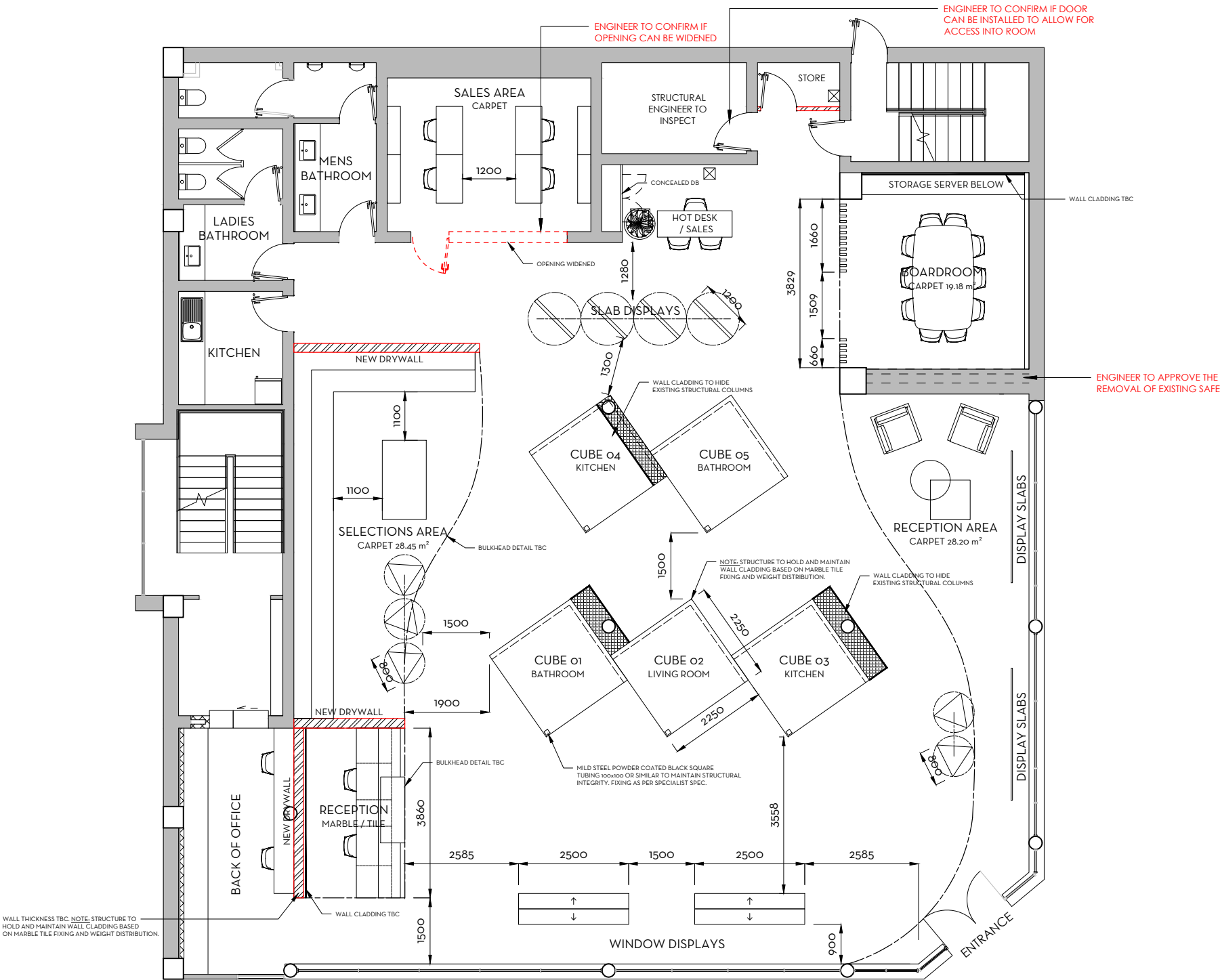
O 2

P H A S E 2

P L A N R E V I E W A N D S T Y L I N G

## 2.1 PLAN REVIEW

OPTION 1



FLOOR PLAN - GROUND FLOOR  
SCALE 1:100

PROPOSED DRAFT SHOWROOM LAYOUT - OPTION 1

NOTE:

The design of this drawing is copyright and remains the property of the Interior Designer.

Contractor to verify all levels, heights and dimensions on site and check same against drawings before putting any work in hand. Any discrepancies to be reported immediately to the designer for clarifications. Please contact us should you be unsure!

All dimensions are given in millimeters.

All work must comply with the current South African National Building Regulations, SANS 10400.

REVISIONS		
Rev No.	Description	Date

ADDITIONAL NOTES:

Project

ARTMAR SHOWROOM  
JOHANNESBURG

Issued for

INFORMATION PURPOSES

Design stage

SKETCH DRAWINGS

Drawing

PROPOSED DRAFT SHOWROOM  
LAYOUT - OPTION 1

Date of issue	Drawn by	Issued by
2021.02.18	EB	LC

Drawing No.	Scale	Pg size	Revision
18 02 21	As shown	A3	00

**SO**  
designs

www.sodesigns.co.za

SODESIGN's TERMS:

SODEsigns Close Corporation (SODEsign Lifestyles trading as SODEsigns)(SODESIGNs)

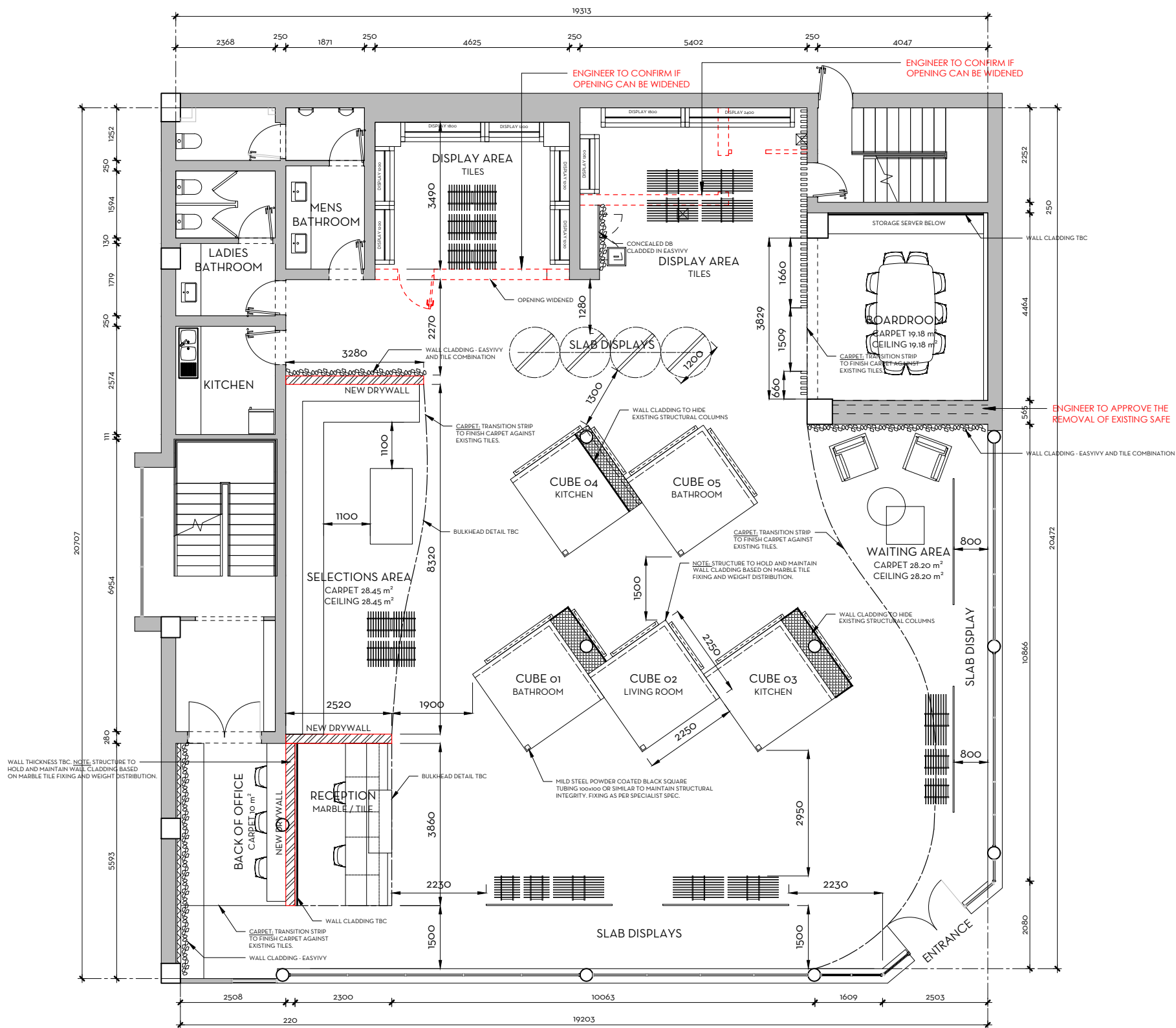
SODESIGNs's Terms in their prevailing form from time to time (SODESIGNs's Terms) are applicable to all business dealings (including those with client and suppliers) and all agreements. Products and Services are made available to customers subject to SODESIGNs's Terms. The prevailing SODESIGNs Terms are available at [www.SODEsigns.co.za](http://www.SODEsigns.co.za)

Leighton Clapton

083 454 7410



OPTION 2 - SELECTED OPTION BY UFUK



FLOOR PLAN - GROUND FLOOR  
SCALE 1:100

PROPOSED DRAFT SHOWROOM LAYOUT - OPTION 2

NOTE:  
The design of this drawing is copyright and remains the property of the Interior Designer.  
Contractor to verify all levels, heights and dimensions on site and check same against drawings before putting any work in hand. Any discrepancies to be reported immediately to the designer for clarifications. Please contact us should you be unsure!  
All dimensions are given in millimeters.  
All work must comply with the current South African National Building Regulations, SANS 10400.

REVISIONS		
Rev No.	Description	Date

ADDITIONAL NOTES:

Project  
ARTMAR SHOWROOM  
JOHANNESBURG

Issued for  
INFORMATION PURPOSES

Design stage  
SKETCH DRAWINGS

Drawing  
PROPOSED DRAFT SHOWROOM  
LAYOUT - OPTION 2

Date of issue 2021.03.05	Drawn by EB	Issued by LC
Drawing No. 18 02 21	Scale As shown	Pg size A3
	Revision 00	

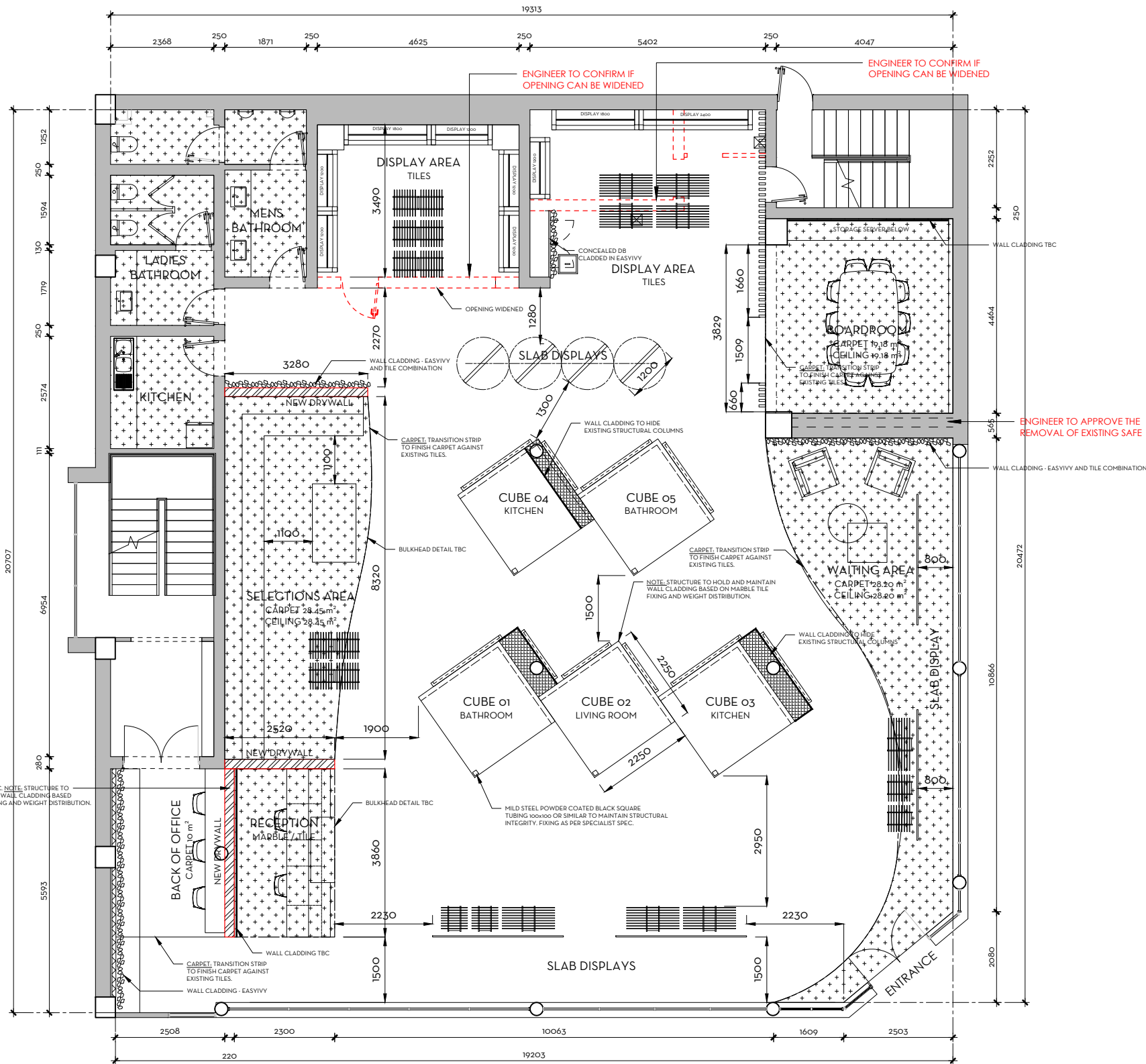


SODESIGN's TERMS:  
SODESIGNs Close Corporation (SODESIGN Lifestyles trading as SODESIGNs)(SODESIGNs)  
SODESIGNs's Terms in their prevailing form from time to time (SODESIGNs's Terms) are applicable to all business dealings (including those with client and suppliers) and all agreements. Products and Services are made available to customers subject to SODESIGNs's Terms. The prevailing SODESIGNs Terms are available at www.SODESIGNs.co.za

2. 2

CEILING DRAWINGS | LIGHTING LAYOUT

OPTION 2



FLOOR PLAN - GROUND FLOOR  
SCALE 1:100

## ELECTRICAL, LIGHTING AND CEILING LEGEND

SYMBOL	DESCRIPTION
	NEW ROPE LIGHT
	NEW EXTRUDED SURFACE MOUNTED DOWNLIGHT
	NEW DOWNLIGHT
	NEW TRACK LIGHT
	NEW LIGHT SWITCH
	DOUBLE PLUG POINT @ 1100MM AFFL UNLESS OTHERWISE INDICATED ON PLAN.
	DOUBLE PLUG POINT @ 300MM AFFL UNLESS OTHERWISE INDICATED ON PLAN.
	LINE OF NEW BULKHEAD
	NEW LOWERED CEILING @ 3015 AFFL TO U/S FINISHED CEILING

NOTE TO ELECTRICIAN AND OTHER SPECIALISTS:  
ALL ELECTRICAL, LIGHTING, ISOLATOR, TV, DATA, EXTRACTION AND AC UNIT POINTS AS PER SPECIALIST'S SPECIFICATION. POSITION OF ALL POINTS TO BE CHECKED ON SITE BY INTERIOR DESIGNER BEFORE COMMENCEMENT OF ANY WORK BY ELECTRICIAN. ALL WORK TO COMPLY WITH CURRENT BUILDING REGULATIONS.

## NOTE:

The design of this drawing is copyright and remains the property of the Interior Designer.

Contractor to verify all levels, heights and dimensions on site and check same against drawings before putting any work in hand. Any discrepancies to be reported immediately to the designer for clarifications. Please contact us should you be unsure!

All dimensions are given in millimeters.

All work must comply with the current South African National Building Regulations, SANS 10400.

## REVISIONS

Rev No.	Description	Date
---------	-------------	------

## ADDITIONAL NOTES:

Project  
**ARTMAR SHOWROOM  
JOHANNESBURG**

Issued for  
**INFORMATION PURPOSES**

Design stage  
**SKETCH DRAWINGS**

Drawing  
**PROPOSED DRAFT CEILING  
LAYOUT**

Date of issue 2021.03.05	Drawn by EB	Issued by LC
Drawing No. 18 02 21	Scale As shown	Pg size A3
		Revision 00

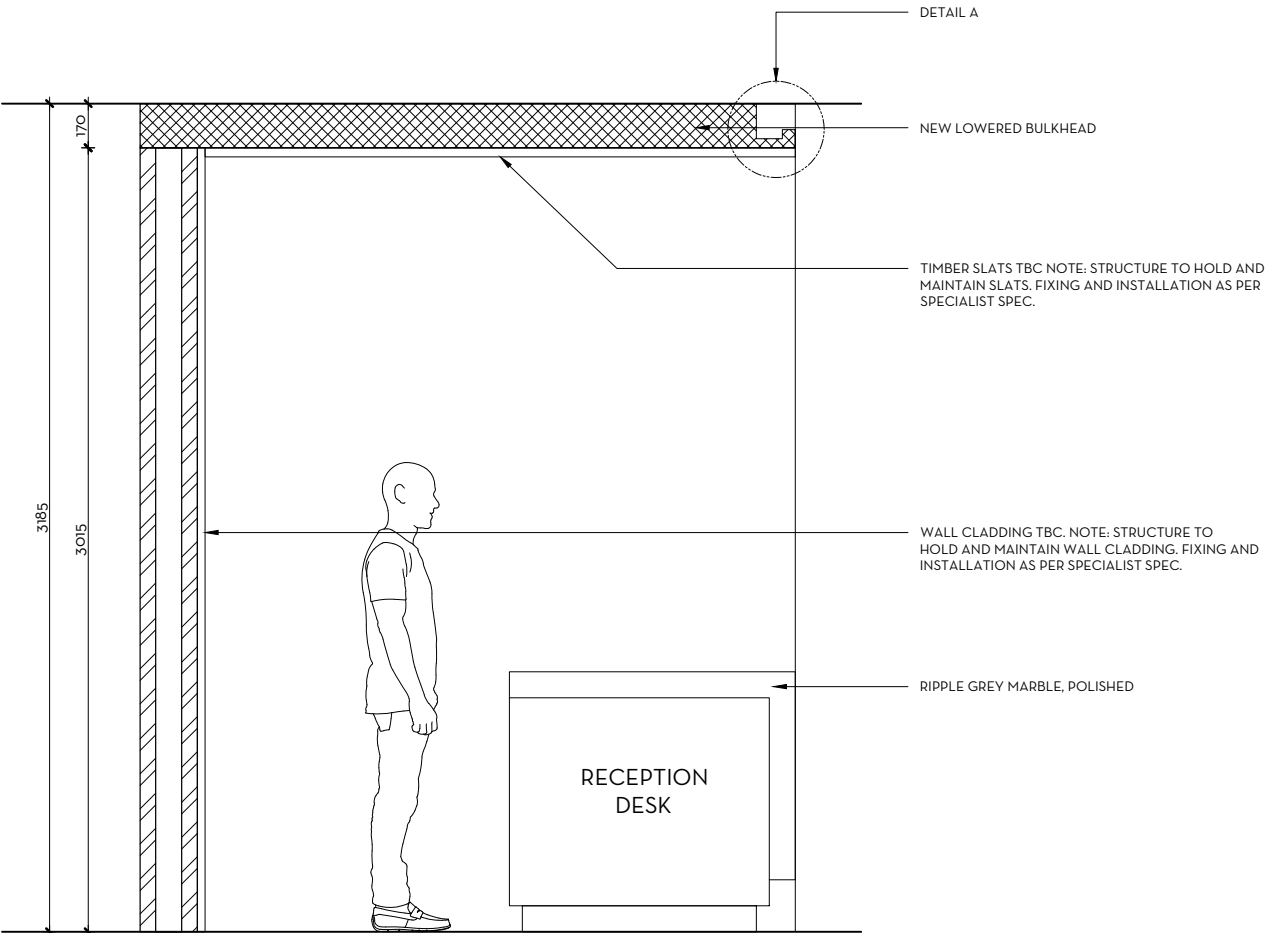


## SODESIGN'S TERMS:

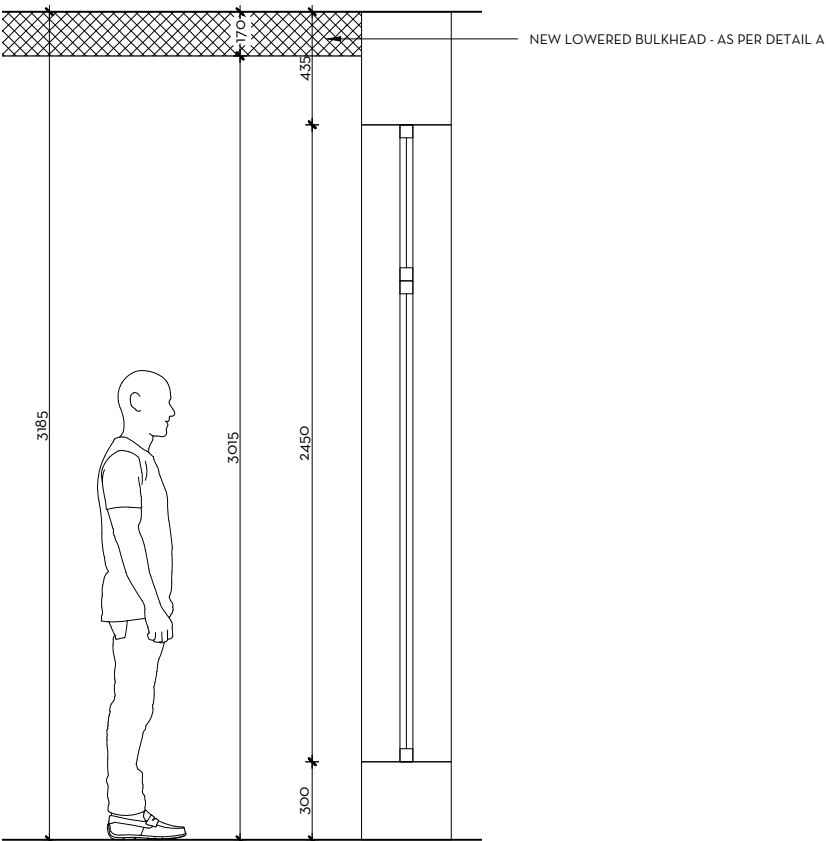
SODESIGN'S Close Corporation (SODESIGN Lifestyles trading as SODESIGN'S/SODESIGN'S)

SODESIGN'S Terms in their prevailing form from time to time (SODESIGN'S Terms) are applicable to all business dealings (including those with client and suppliers) and all agreements. Products and Services are made available to customers subject to SODESIGN'S Terms. The prevailing SODESIGN'S Terms are available at [www.SODESIGN'S.co.za](http://www.SODESIGN'S.co.za)

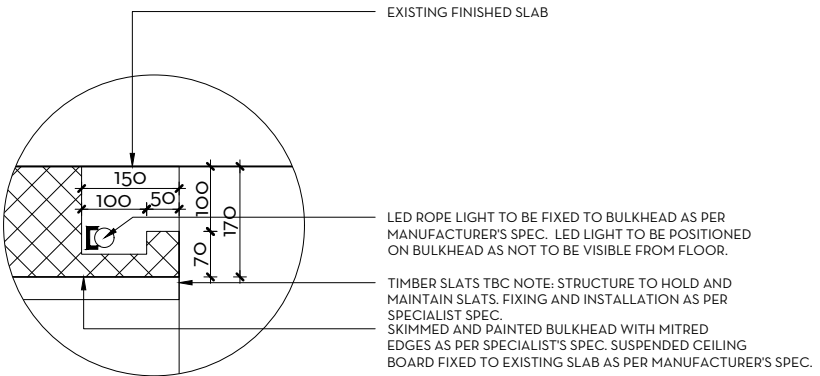
Leighton Clapton 083 454 7410



RECEPTION ELEVATION  
SCALE 1:25



BULKHEAD DETAIL AND DISPLAY WINDOW  
SCALE 1:25



DETAIL A  
BULKHEAD LED LIGHT RECESS  
SCALE 1:10

**NOTE:**

The design of this drawing is copyright and remains the property of the Interior Designer.

Contractor to verify all levels, heights and dimensions on site and check same against drawings before putting any work in hand. Any discrepancies to be reported immediately to the designer for clarifications. Please contact us should you be unsure!

All dimensions are given in millimeters.

All work must comply with the current South African National Building Regulations, SANS 10400.

REVISIONS		
Rev No.	Description	Date

ADDITIONAL NOTES:

Project

ARTMAR SHOWROOM  
JOHANNESBURG

Issued for

INFORMATION PURPOSES

Design stage

SKETCH DRAWINGS

Drawing

PROPOSED DRAFT SHOWROOM  
LAYOUT

Date of issue	Drawn by	Issued by
2021.02.18	EB	LC

Drawing No.	Scale	Pg size	Revision
18 02 21	As shown	A3	00

**SO**  
designs

www.sodesigns.co.za

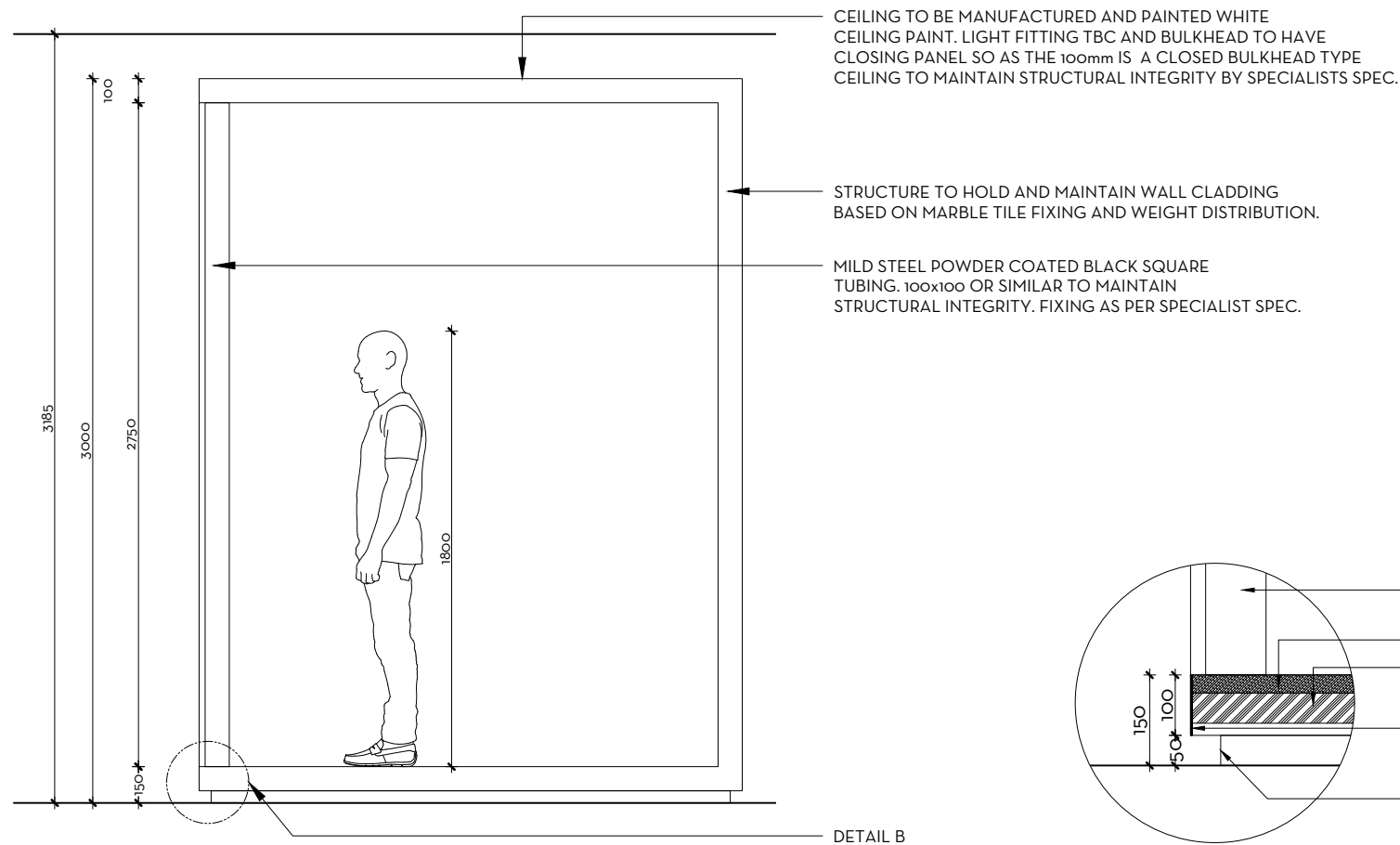
**SODESIGN's TERMS:**

SODEsigns Close Corporation (SODEsign Lifestyles trading as SODEsigns)(SODESIGNs)

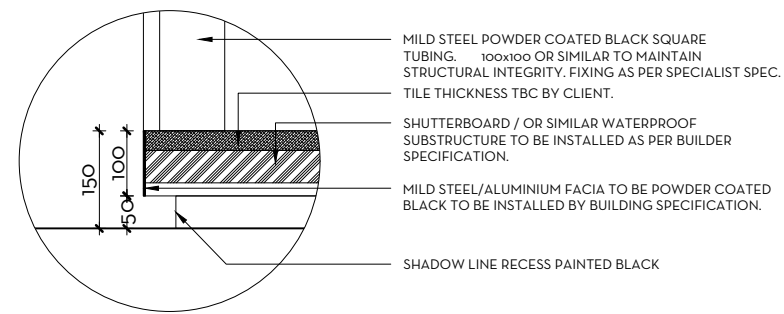
SODESIGNs's Terms in their prevailing form from time to time (SODESIGNs's Terms) are applicable to all business dealings (including those with client and suppliers) and all agreements. Products and Services are made available to customers subject to SODESIGNs's Terms. The prevailing SODESIGNs Terms are available at [www.SODEsigns.co.za](http://www.SODEsigns.co.za)

Leighton Clapton


083 454 7410



DISPLAY CUBE ELEVATION  
PROPOSED DRAFT CUBE DISPLAY DETAIL  
SCALE 1:25



DETAIL B  
CUBE BASE DETAIL  
SCALE 1:10



3D MODEL VIEW  
CUBE DETAIL FROM SHOWROOM ENTRANCE

NOTE:

The design of this drawing is copyright and remains the property of the Interior Designer.

Contractor to verify all levels, heights and dimensions on site and check same against drawings before putting any work in hand. Any discrepancies to be reported immediately to the designer for clarifications. Please contact us should you be unsure!

All dimensions are given in millimeters.

All work must comply with the current South African National Building Regulations, SANS 10400.

REVISIONS

Rev No.	Description	Date
---------	-------------	------

ADDITIONAL NOTES:

Project  
**ARTMAR SHOWROOM  
JOHANNESBURG**

Issued for  
**INFORMATION PURPOSES**

Design stage  
**SKETCH DRAWINGS**

Drawing  
**PROPOSED DRAFT SHOWROOM  
LAYOUT**

Date of issue 2021.02.18	Drawn by EB	Issued by LC
Drawing No. 18 02 21	Scale As shown	Pg size A3
	Revision 00	

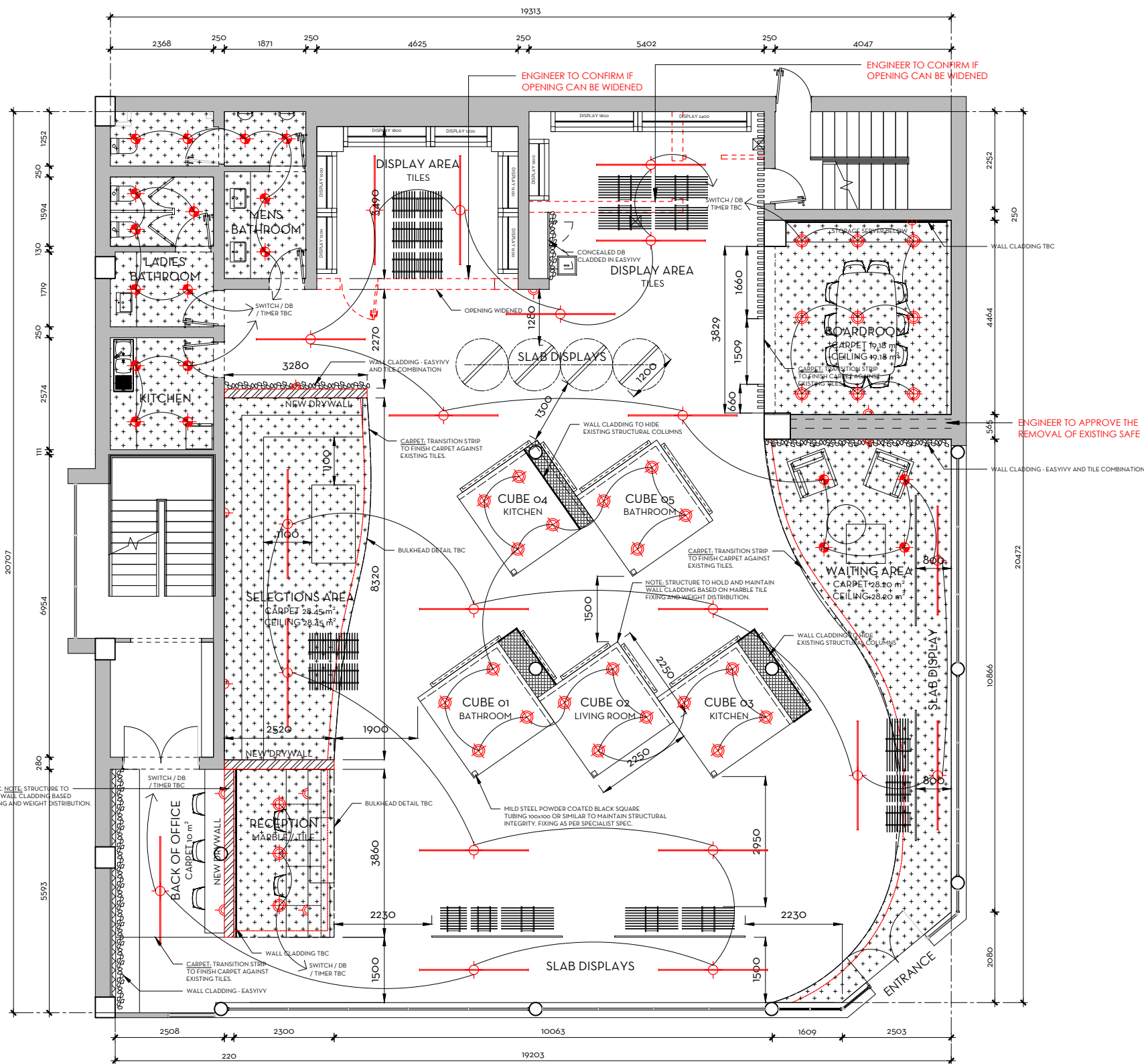


SODESIGN's TERMS:

SODESIGNs Close Corporation (SODESIGN Lifestyles trading as SODESIGNs)(SODESIGNs)

SODESIGNs's Terms in their prevailing form from time to time (SODESIGNs's Terms) are applicable to all business dealings (including those with client and suppliers) and all agreements. Products and Services are made available to customers subject to SODESIGNs's Terms. The prevailing SODESIGNs Terms are available at [www.SODESIGNs.co.za](http://www.SODESIGNs.co.za)





FLOOR PLAN - GROUND FLOOR  
SCALE 1:100

## ELECTRICAL, LIGHTING AND CEILING LEGEND

SYMBOL	DESCRIPTION
	NEW ROPE LIGHT
	NEW EXTRUDED SURFACE MOUNTED DOWNLIGHT
	NEW DOWNLIGHT
	NEW TRACK LIGHT
	NEW LIGHT SWITCH
	DOUBLE PLUG POINT @ 1100MM AFFL UNLESS OTHERWISE INDICATED ON PLAN.
	DOUBLE PLUG POINT @ 300MM AFFL UNLESS OTHERWISE INDICATED ON PLAN.
	LINE OF NEW BULKHEAD
	NEW LOWERED CEILING @ 3015 AFFL TO U/S FINISHED CEILING

NOTE TO ELECTRICIAN AND OTHER SPECIALISTS:  
ALL ELECTRICAL, LIGHTING, ISOLATOR, TV, DATA, EXTRACTION AND AC UNIT POINTS AS PER SPECIALIST'S SPECIFICATION. POSITION OF ALL POINTS TO BE CHECKED ON SITE BY INTERIOR DESIGNER BEFORE COMMENCEMENT OF ANY WORK BY ELECTRICIAN. ALL WORK TO COMPLY WITH CURRENT BUILDING REGULATIONS.

## NOTE:

The design of this drawing is copyright and remains the property of the Interior Designer.

Contractor to verify all levels, heights and dimensions on site and check same against drawings before putting any work in hand. Any discrepancies to be reported immediately to the designer for clarifications. Please contact us should you be unsure!

All dimensions are given in millimeters.

All work must comply with the current South African National Building Regulations, SANS 10400.

## REVISIONS

Rev No.	Description	Date
---------	-------------	------

## ADDITIONAL NOTES:

Project  
ARTMAR SHOWROOM  
JOHANNESBURG

Issued for  
INFORMATION PURPOSES

Design stage  
SKETCH DRAWINGS

Drawing  
PROPOSED DRAFT ELECTRICAL &  
LIGHTING LAYOUT

Date of issue	Drawn by	Issued by
2021.03.05	EB	LC

Drawing No.	Scale	Pg size	Revision
18 02 21	As shown	A3	00



## SODESIGN'S TERMS:

SODESIGN'S Close Corporation (SODESIGN Lifestyles trading as SODESIGN'S/SODESIGN'S)

SODESIGN'S Terms in their prevailing form from time to time (SODESIGN'S Terms) are applicable to all business dealings (including those with client and suppliers) and all agreements. Products and Services are made available to customers subject to SODESIGN'S Terms. The prevailing SODESIGN'S Terms are available at [www.SODESIGN'S.co.za](http://www.SODESIGN'S.co.za)

Leighton Clapton	083 454 7410
------------------	--------------

# PROPOSED DRAFT ELECTRICAL & LIGHTING LAYOUT

## 2.3 INTERIOR STYLING



INTERIOR STYLING  
RECEPTION

SO  
designs  
presented by  
LEIGHTON CLAPTON






INTERIOR STYLING  
DISPLAY PODS

**SO**  
*designs* presented by  
LEIGHTON CLAPTON





CONCEPT FINISHES

INTERIOR STYLING  
FINISHES AND SAMPLES

**SO**  
*designs* presented by  
LEIGHTON CLAPTON






STYLING IDEAS

INTERIOR STYLING  
POD DISPLAYS & OTHER

**SO**  
*designs* presented by  
LEIGHTON CLAPTON





STYLING IDEAS

INTERIOR STYLING  
POD DISPLAYS & OTHER

**SO**  
*designs* presented by  
LEIGHTON CLAPTON






STYLING IDEAS

INTERIOR STYLING  
POD DISPLAYS & OTHER

**SO**  
*designs* presented by  
LEIGHTON CLAPTON





STYLING IDEAS

INTERIOR STYLING  
POD DISPLAYS & OTHER

**SO**  
*designs* presented by  
LEIGHTON CLAPTON





FURNITURE STYLING IDEAS

INTERIOR STYLING  
BOARDROOMTABLE

**SO**  
*designs* presented by  
LEIGHTON CLAPTON






EDGING / STYLING IDEAS

INTERIOR STYLING  
POD DISPLAYS & OTHER

**SO**  
*designs* presented by  
LEIGHTON CLAPTON



INTERIOR STYLING  
SAMPLE DISPLAY

**SO**  
*designs* presented by  
LEIGHTON CLAPTON





INTERIOR STYLING  
DISPLAY UNIT


**SO**  
*designs* presented by  
LEIGHTON CLAPTON





INTERIOR STYLING  
OFFICE SCREEN  
OPTIONS






FIXTURES AND FITTINGS  
**ELECTRICAL/  
LIGHTING**

1. Legrand Arteor Light Switches - Graphite
2. Down Light SQR Adjustable LRD22
3. Legrand Arteor Wall Socket - Graphite
4. Track Light LRS01

SUGGESTED FITTING OR SIMILAR




# FIXTURES AND FITTINGS CEILING COLOUR

1. Ceiling Colour - White
2. Slab Colour - New York Square



03  
PHASE 3  
INTERIOR STYLING



INTERIOR STYLING  
ENTRANCE

3D MODELLED IMAGE





INTERIOR STYLING  
SHOWROOM

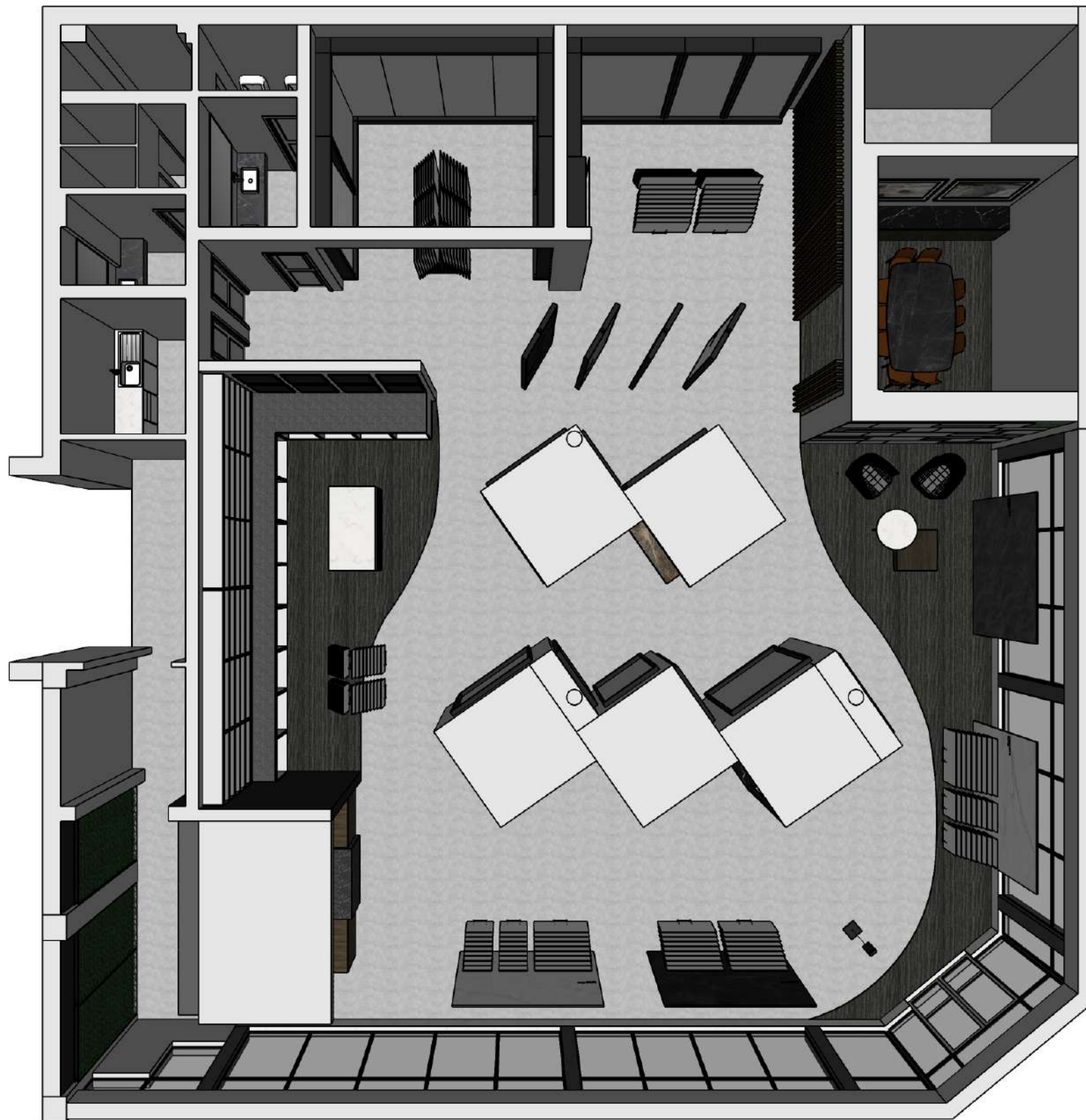
3D MODELLED IMAGE



INTERIOR STYLING  
SHOWROOM

3D MODELLED IMAGE





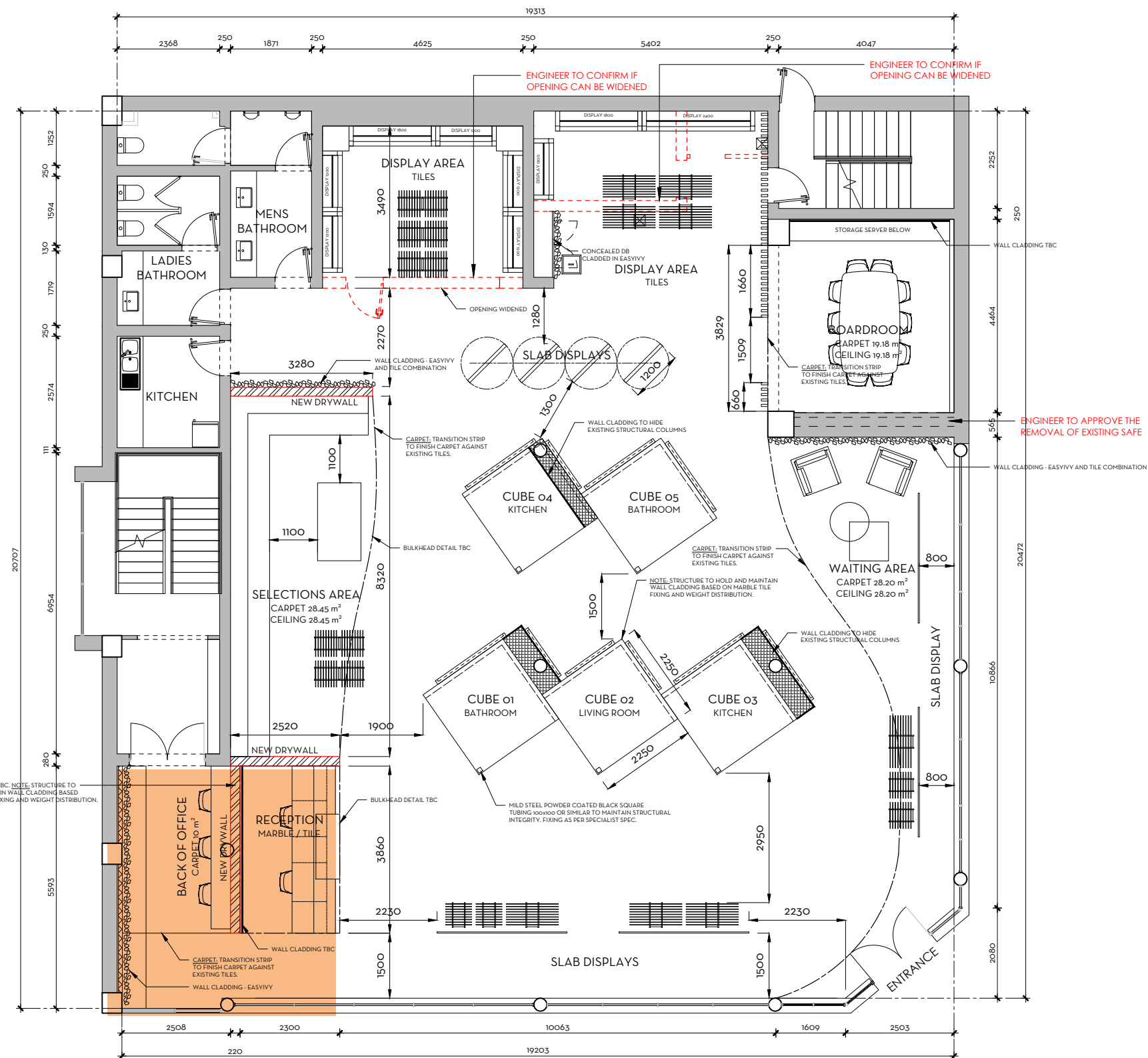
INTERIOR STYLING  
PLAN VIEW

3D MODELLED IMAGE

3.1

R E C E P T I O N   A R E A





FLOOR PLAN - GROUND FLOOR  
SCALE 1:100

## PROPOSED DRAFT SHOWROOM LAYOUT - OPTION 2

### NOTE:

The design of this drawing is copyright and remains the property of the Interior Designer.

Contractor to verify all levels, heights and dimensions on site and check same against drawings before putting any work in hand. Any discrepancies to be reported immediately to the designer for clarifications. Please contact us should you be unsure!

All dimensions are given in millimeters.

All work must comply with the current South African National Building Regulations, SANS 10400.

### REVISIONS

Rev No.	Description	Date
---------	-------------	------

### ADDITIONAL NOTES:

Project  
**ARTMAR SHOWROOM  
JOHANNESBURG**

Issued for  
**INFORMATION PURPOSES**

Design stage  
**SKETCH DRAWINGS**

Drawing  
**PROPOSED DRAFT SHOWROOM  
LAYOUT - OPTION 2**

Date of issue 2021.03.05	Drawn by EB	Issued by LC
Drawing No. 18 02 21	Scale As shown	Pg size A3
	Revision 00	




### SODESIGN'S TERMS:

SODESIGN'S Close Corporation (SODESIGN Lifestyles trading as SODESIGN'S/SODESIGN'S)

SODESIGN'S Terms in their prevailing form from time to time (SODESIGN'S Terms) are applicable to all business dealings (including those with client and suppliers) and all agreements. Products and Services are made available to customers subject to SODESIGN'S Terms. The prevailing SODESIGN'S Terms are available at [www.SODESIGN'S.co.za](http://www.SODESIGN'S.co.za)

Leighton Clapton	083 454 7410
------------------	--------------



# INTERIOR STYLING RECEPTION FINISHES AND FIXTURES

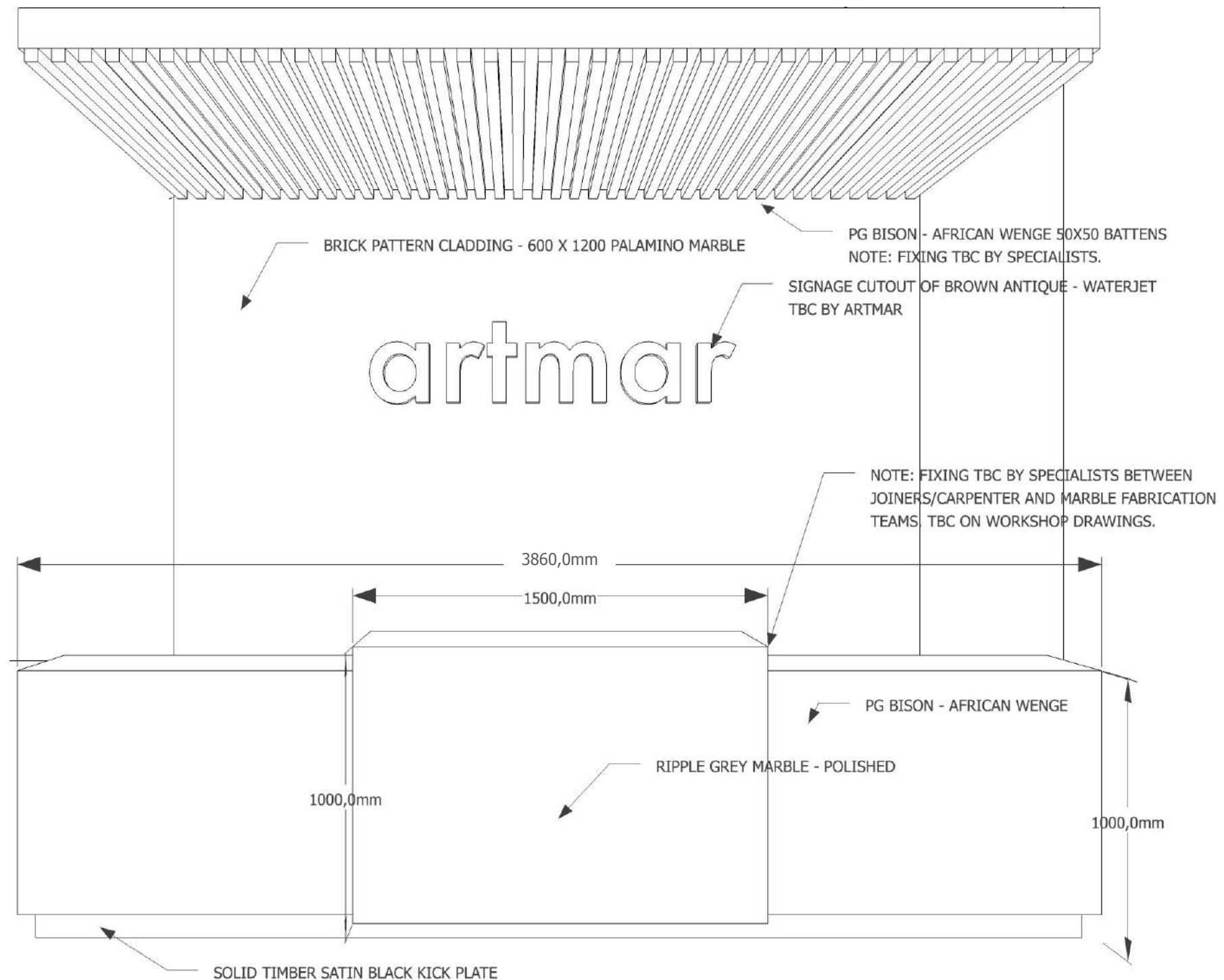
1. PG Bison - African Wenge
2. Plascon Evasive White
3. Palamino Marble - 600x1200 Brick Pattern
4. PG Bison - Storm Grey Supagloss
5. Ripple Grey Marble 20mm - Polished
6. Easy Ivy - Myrtle





INTERIOR STYLING  
RECEPTION

3D MODELLED IMAGE

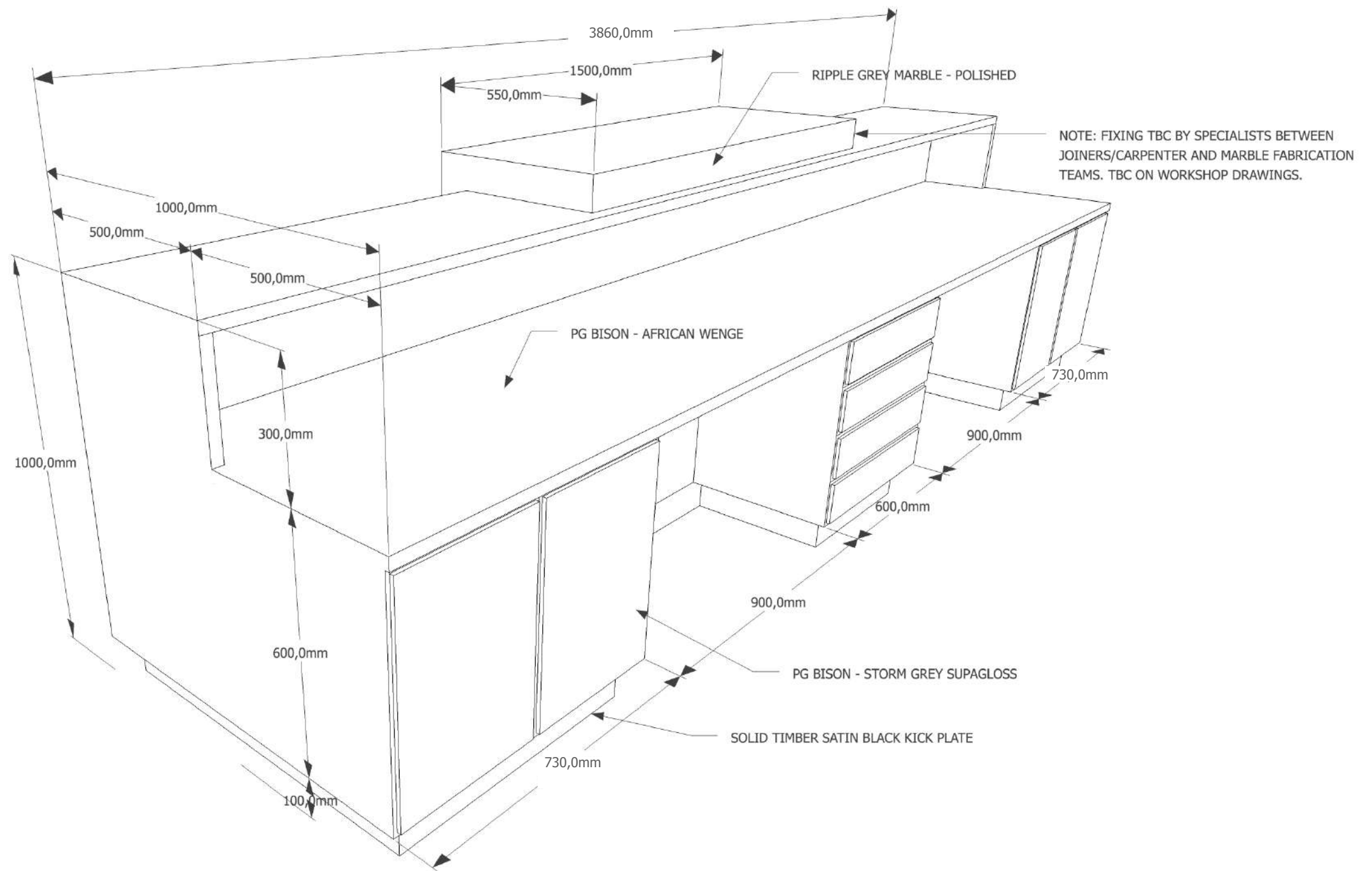


DETAILED DRAWING - RECEPTION AREA  
MEASUREMENTS AND FINISHES

INTERIOR STYLING  
RECEPTION AREA

**SO**  
*designs*  
presented by  
LEIGHTON CLAPTON





DETAILED DRAWING - RECEPTION DESK  
MEASUREMENTS AND FINISHES

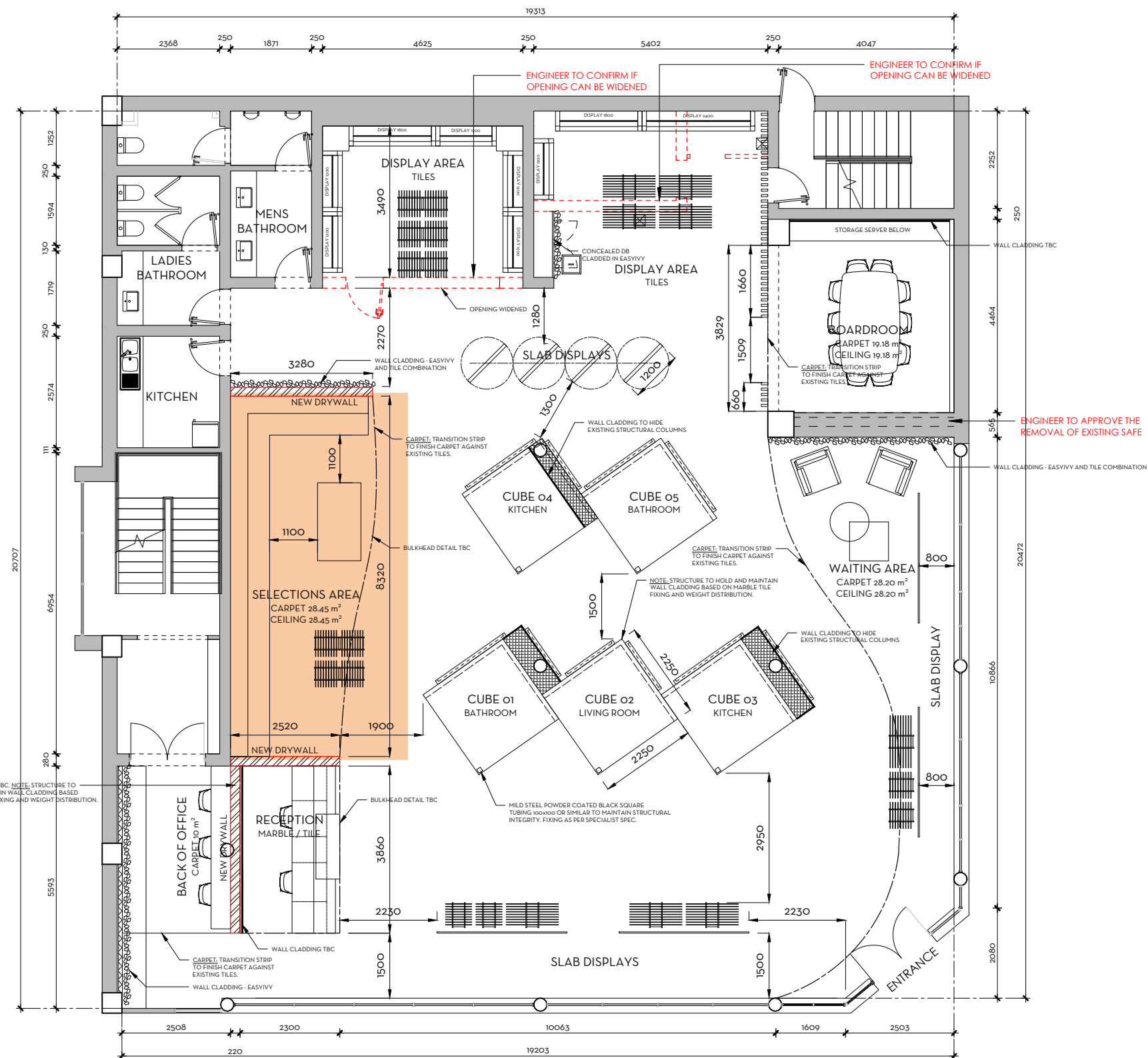
INTERIOR STYLING  
RECEPTION DESK

**SO**  
*designs*  
presented by  
LEIGHTON CLAPTON

3. 2

S A L E S   S E L E C T I O N S   A R E A





FLOOR PLAN - GROUND FLOOR  
SCALE 1:100

## PROPOSED DRAFT SHOWROOM LAYOUT - OPTION 2

### NOTE:

The design of this drawing is copyright and remains the property of the Interior Designer.

Contractor to verify all levels, heights and dimensions on site and check same against drawings before putting any work in hand. Any discrepancies to be reported immediately to the designer for clarifications. Please contact us should you be unsure!

All dimensions are given in millimeters.

All work must comply with the current South African National Building Regulations, SANS 10400.

### REVISIONS

Rev No.	Description	Date
---------	-------------	------

### ADDITIONAL NOTES:

Project  
**ARTMAR SHOWROOM  
JOHANNESBURG**

Issued for  
**INFORMATION PURPOSES**

Design stage  
**SKETCH DRAWINGS**

Drawing  
**PROPOSED DRAFT SHOWROOM  
LAYOUT - OPTION 2**

Date of issue 2021.03.05	Drawn by EB	Issued by LC
Drawing No. 18 02 21	Scale As shown	Pg size A3
		Revision 00




### SODESIGN'S TERMS:

SODESIGN'S Close Corporation (SODESIGN Lifestyles trading as SODESIGN'S/SODESIGN'S)

SODESIGN'S Terms in their prevailing form from time to time (SODESIGN'S Terms) are applicable to all business dealings (including those with client and suppliers) and all agreements. Products and Services are made available to customers subject to SODESIGN'S Terms. The prevailing SODESIGN'S Terms are available at [www.SODESIGN'S.co.za](http://www.SODESIGN'S.co.za)

Leighton Clapton	083 454 7410
------------------	--------------



INSPIRATIONAL

INTERIOR STYLING  
SAMPLE DISPLAY

**SO**  
*designs* presented by  
LEIGHTON CLAPTON





# INTERIOR STYLING SAMPLE DISPLAY FINISHES AND FIXTURES

1. PG Bison - Folkstone Grey Supamatt
2. PG Bison - Melawood Super Black
3. Arctic Storm Marble - 20mm Polished
4. Belgotex Floors - Fringe Border



3D MODELLED IMAGE

INTERIOR STYLING  
SAMPLE DISPLAY

**SO**  
*designs* presented by  
LEIGHTON CLAPTON

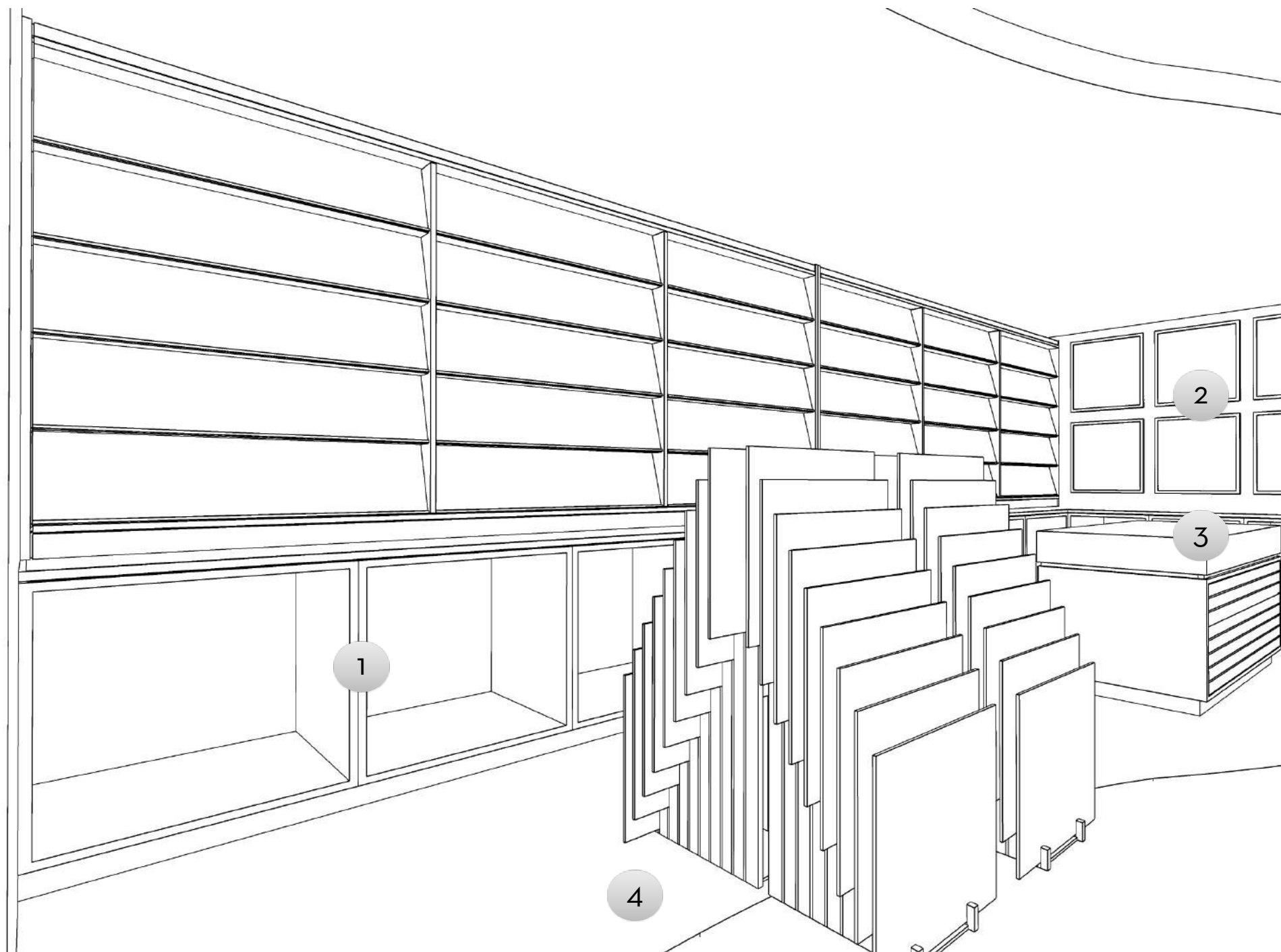




3D MODELLED IMAGE

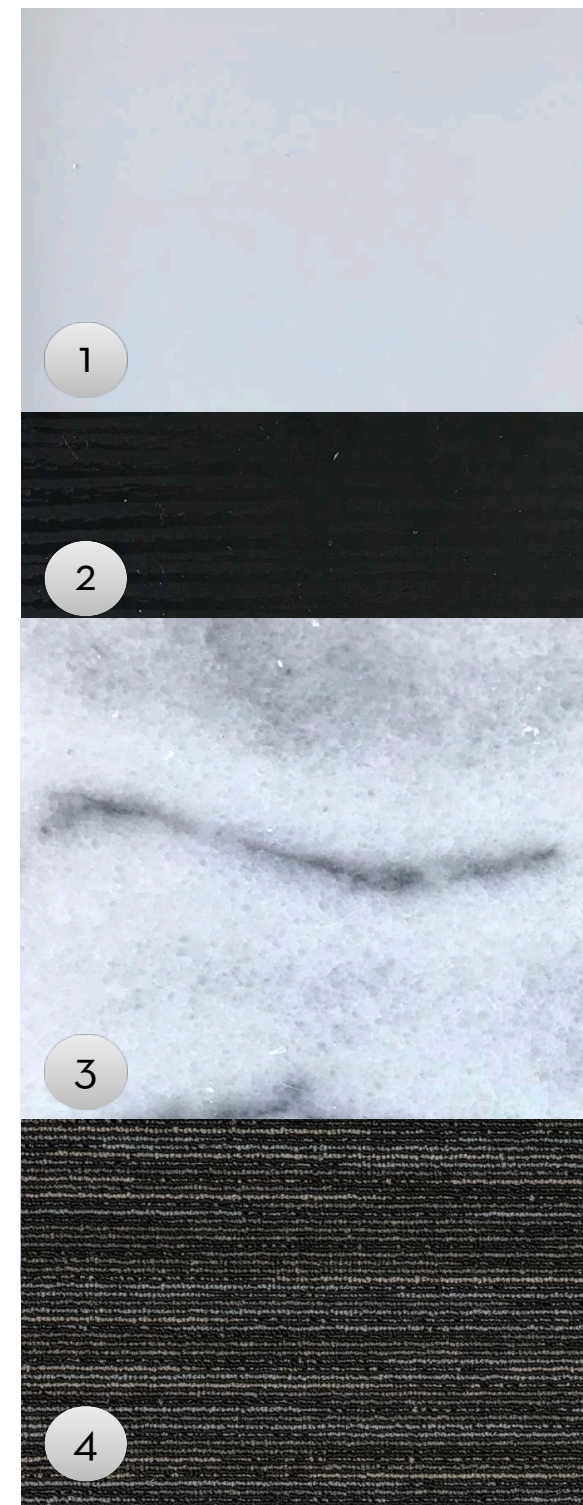
INTERIOR STYLING  
SAMPLE DISPLAY

**SO**  
*designs*  
presented by  
LEIGHTON CLAPTON




# INTERIOR STYLING SAMPLE DISPLAY FIXTURES & FINISHES

1. PG Bison - Folkstone Grey Supamatt
2. PG Bison - Melawood Super Black
3. Arctic Storm Marble - 20mm Polished
4. Belgotex Floors - Fringe Border



**SO**  
*designs*  
presented by  
LEIGHTON CLAPTON

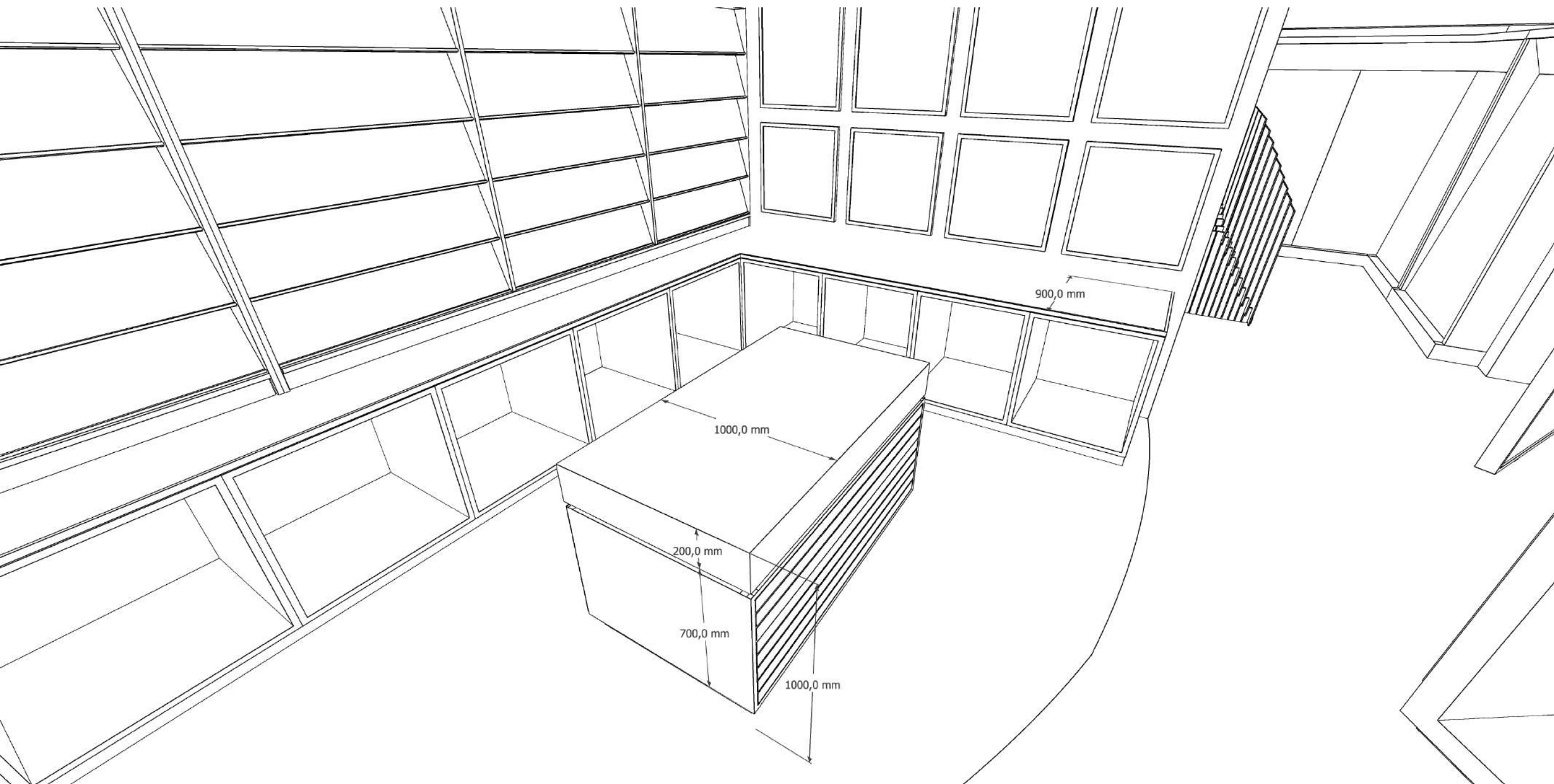




DETAILED DRAWING - MEASUREMENTS

INTERIOR STYLING  
SAMPLE DISPLAY

**SO**  
*designs*  
presented by  
LEIGHTON CLAPTON



DETAILED DRAWING - MEASUREMENTS

INTERIOR STYLING  
SAMPLE DISPLAY

**SO**  
*designs*  
presented by  
LEIGHTON CLAPTON

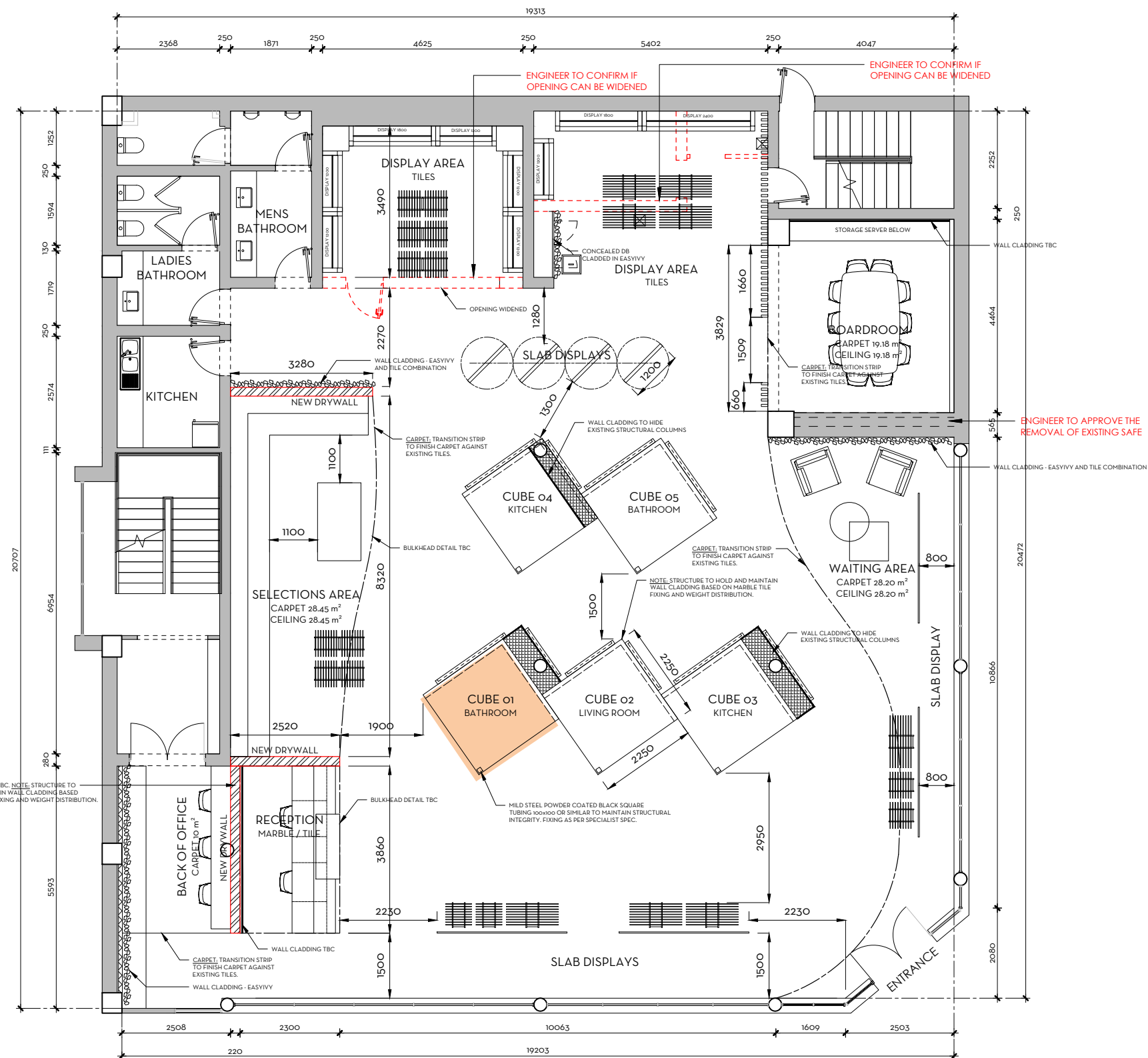


3.3

C U B E   D I S P L A Y S

DISPLAY CUBE 1  
-  
DARK KITCHEN





FLOOR PLAN - GROUND FLOOR  
SCALE 1:100

## PROPOSED DRAFT SHOWROOM LAYOUT - OPTION 2

### NOTE:

The design of this drawing is copyright and remains the property of the Interior Designer.

Contractor to verify all levels, heights and dimensions on site and check same against drawings before putting any work in hand. Any discrepancies to be reported immediately to the designer for clarifications. Please contact us should you be unsure!

All dimensions are given in millimeters.

All work must comply with the current South African National Building Regulations, SANS 10400.

### REVISIONS

Rev No.	Description	Date
---------	-------------	------

### ADDITIONAL NOTES:

Project  
**ARTMAR SHOWROOM  
JOHANNESBURG**

Issued for  
**INFORMATION PURPOSES**

Design stage  
**SKETCH DRAWINGS**

Drawing  
**PROPOSED DRAFT SHOWROOM  
LAYOUT - OPTION 2**

Date of issue 2021.03.05	Drawn by EB	Issued by LC
Drawing No. 18 02 21	Scale As shown	Pg size A3
		Revision 00



### SODESIGN's TERMS:

SODESIGNs Close Corporation (SODESIGN Lifestyles trading as SODESIGNs/SODESIGNs)

SODESIGNs's Terms in their prevailing form from time to time (SODESIGNs's Terms) are applicable to all business dealings (including those with client and suppliers) and all agreements. Products and Services are made available to customers subject to SODESIGNs's Terms. The prevailing SODESIGNs Terms are available at [www.SODESIGNs.co.za](http://www.SODESIGNs.co.za)

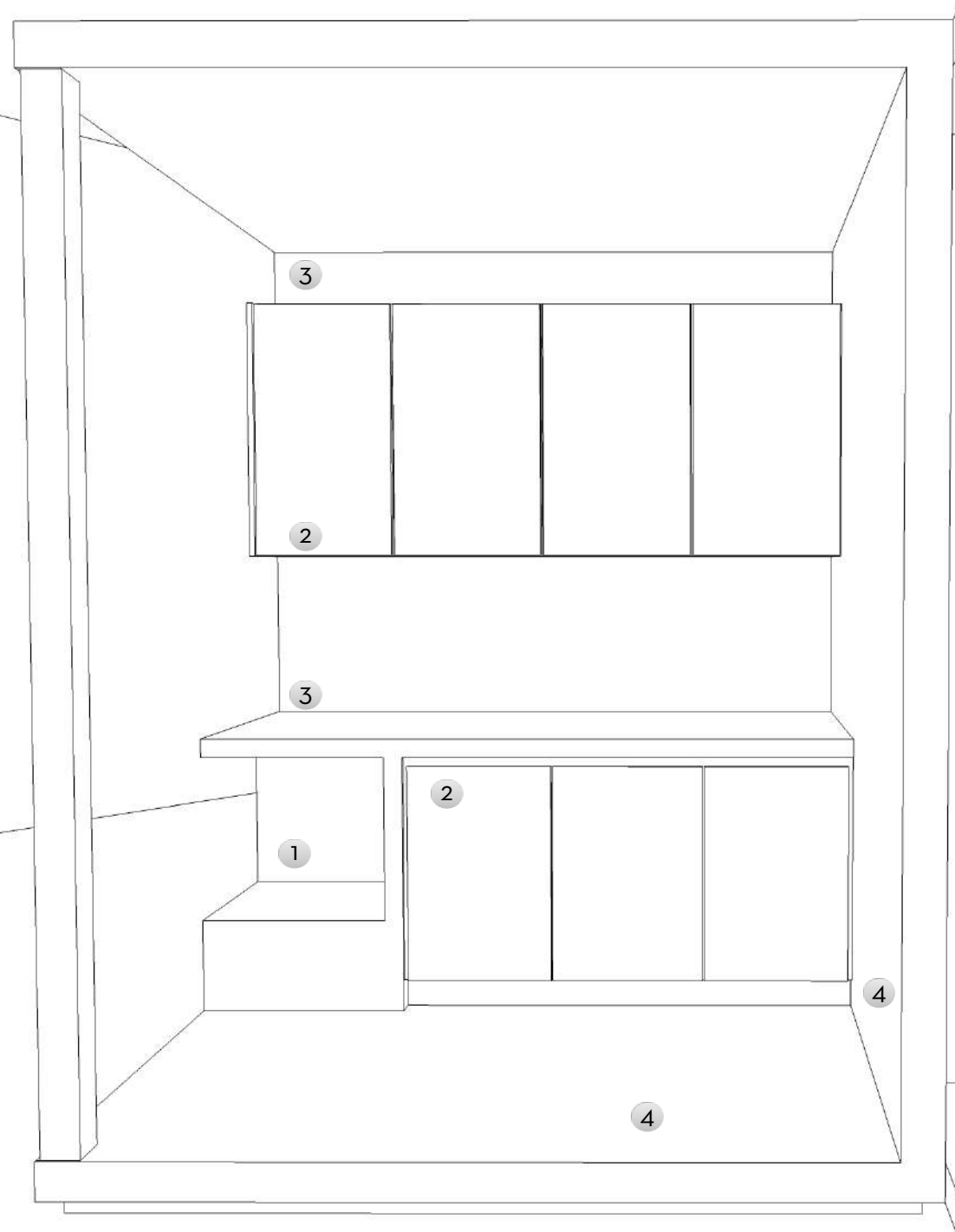
Leighton Clapton	083 454 7410
------------------	--------------



# INTERIOR STYLING DISPLAY CUBE 1 FINISHES AND FIXTURES

1. Silver Canyon Marble - 20mm Polished
2. PG Bison - Storm Grey Supagloss
3. Neolith - Strata 12mm
4. Pietra Grey Dark Marble - 20mm





DETAILED DRAWING - DISPLAY CUBE 1



1. Silver Canyon Marble - 20mm Polished

2. Cupboard Doors

1. OPTION 1 - PG Bison -

Storm Grey Supagloss

2. OPTION 2 - Neolith - Strata

12mm

3. Splashback and Above eye level cupboard

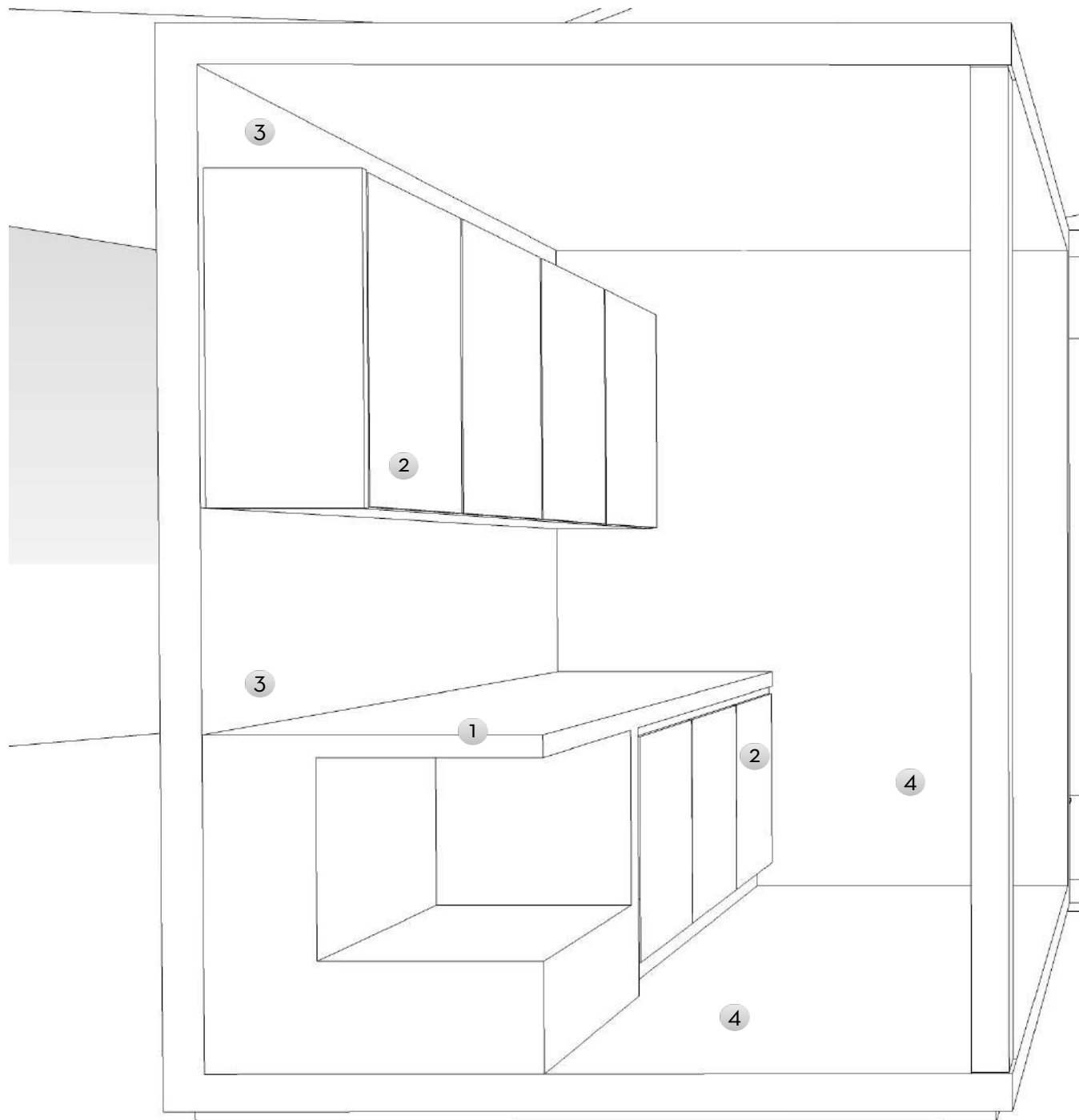
1. OPTION 1 - Neolith - Strata 12mm

2. OPTION 2 - Tinted grey Mirrors

4. Pietra Grey Dark Marble - 20mm Polished

INTERIOR STYLING  
DISPLAY CUBE 1  
FINISHES AND FIXTURES

**SO**  
*designs*  
presented by  
LEIGHTON CLAPTON



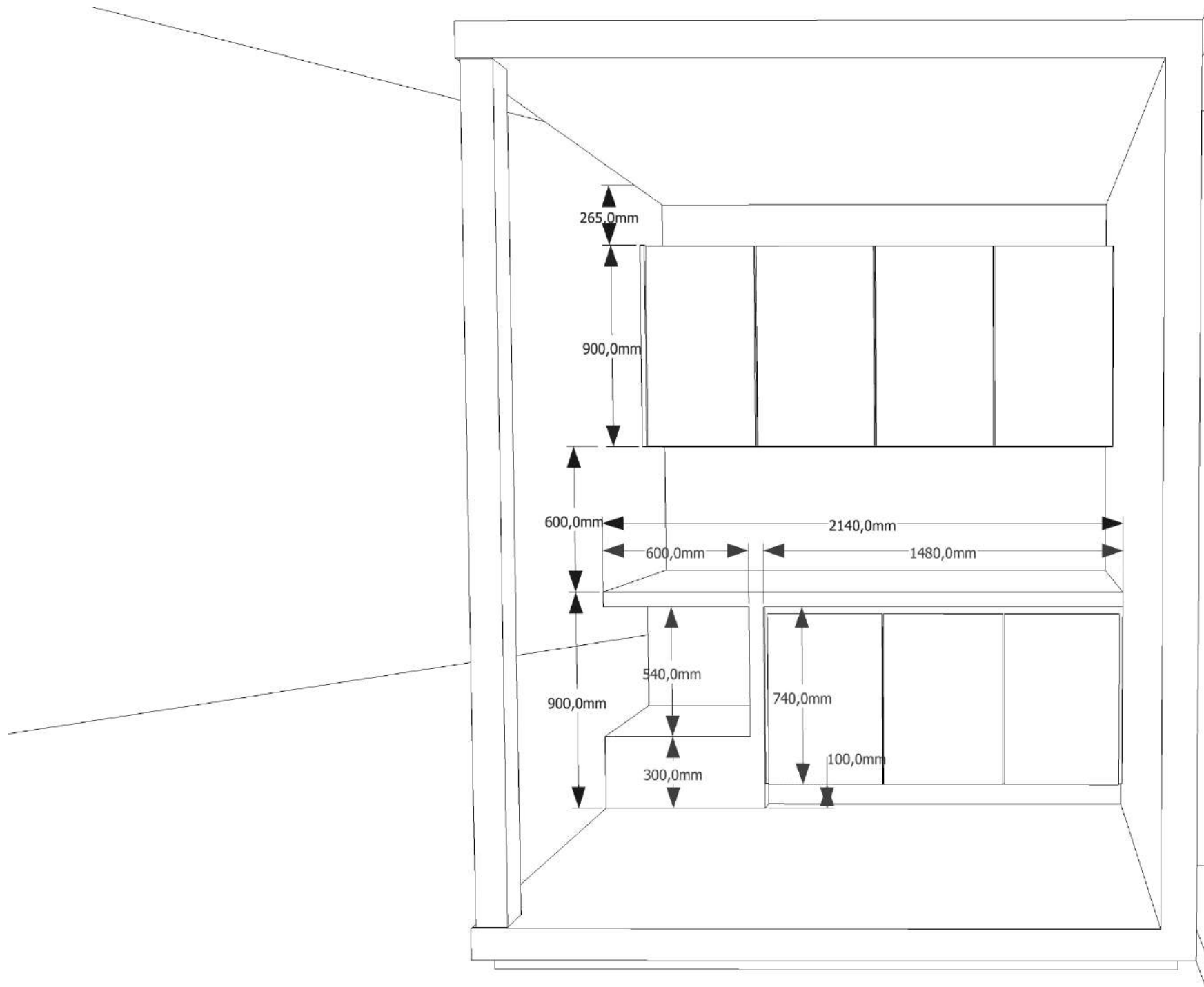
DETAILED DRAWING - DISPLAY CUBE 1



1. Silver Canyon Marble - 20mm Polished
2. Cupboard Doors
  1. OPTION 1 - PG Bison - Storm Grey Supagloss
  2. OPTION 2 - Neolith - Strata 12mm
3. Splashback and Above eye level cupboard
  1. OPTION 1 - Neolith - Strata 12mm
  2. OPTION 2 - Tinted grey Mirrors
4. Pietra Grey Dark Marble - 20mm Polished

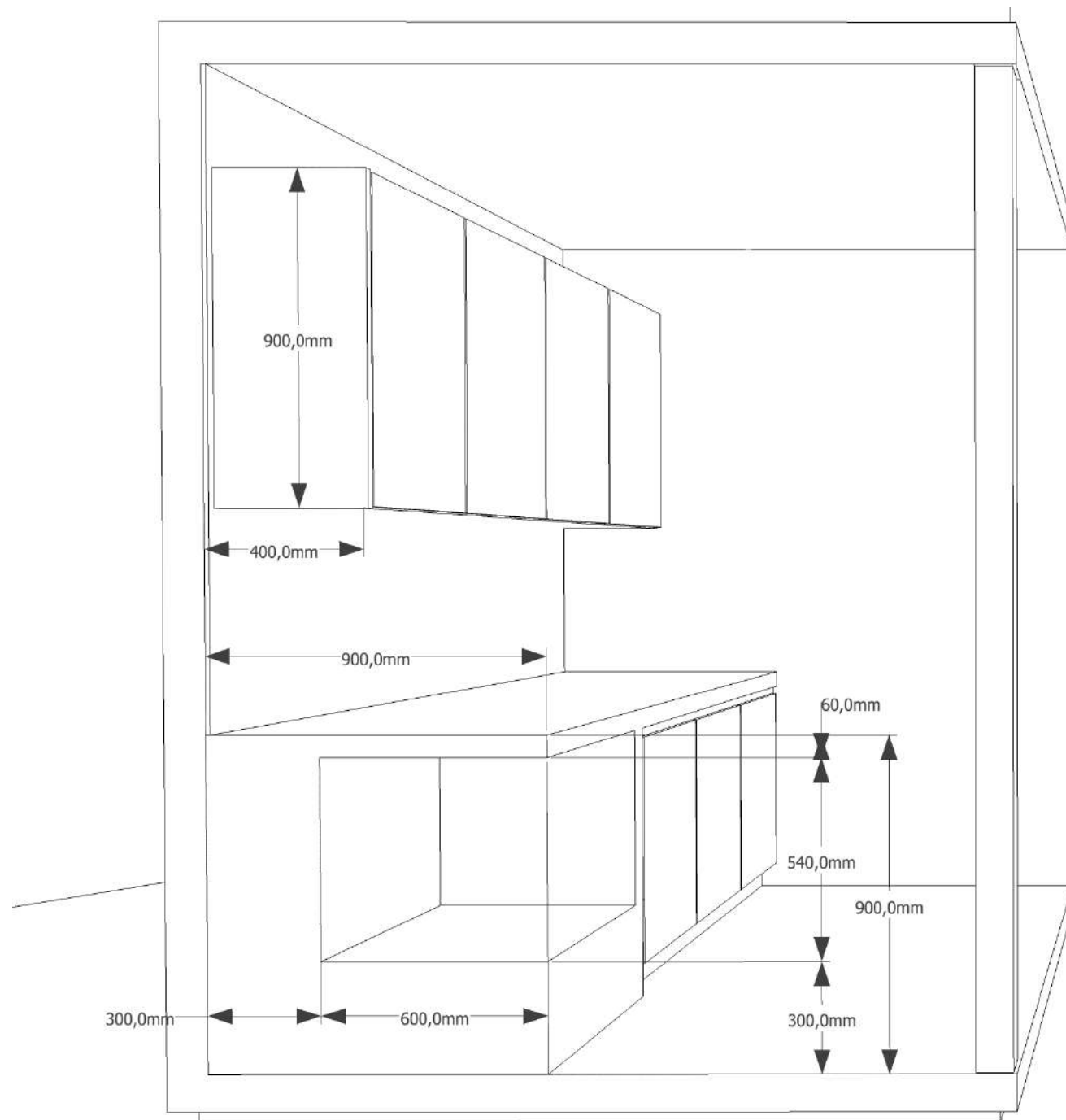
INTERIOR STYLING  
 DISPLAY CUBE 1  
 FINISHES AND FIXTURES





DETAILED DRAWING - DISPLAY CUBE 1

INTERIOR STYLING  
DISPLAY CUBE 1  
MEASUREMENTS



DETAILED DRAWING - DISPLAY CUBE 1

INTERIOR STYLING  
**DISPLAY CUBE 1**  
 MEASUREMENTS



DISPLAY CUBE 2  
-  
FIREPLACE LOUNGE








FURNITURE STYLING IDEAS

INTERIOR STYLING  
DISPLAY CUBE 2

**so**  
*designs*  
presented by  
LEIGHTON CLAPTON






# INTERIOR STYLING DISPLAY CUBE 2 FINISHES AND FIXTURES

1. Neolith - Calcata Luxe CLO1
2. Caesarstone - Black Tempal
3. Bianco Rosso Marble - 610x610x12mm Polished
4. Velvet - Colour: Narc






DETAILED DRAWING - DISPLAY CUBE 2



1. Neolith - Calcata Luxe CLO1
2. Caesarstone - Black Tempal
3. Bianco Rosso Marble - 610x610x12mm Polished
4. Velvet - Colour: Narc - possible chair fabric

INTERIOR STYLING  
**DISPLAY CUBE 2**  
 FINISHES AND FIXTURES

**SO**  
*designs* presented by  
 LEIGHTON CLAPTON



DETAILED DRAWING - DISPLAY CUBE 2

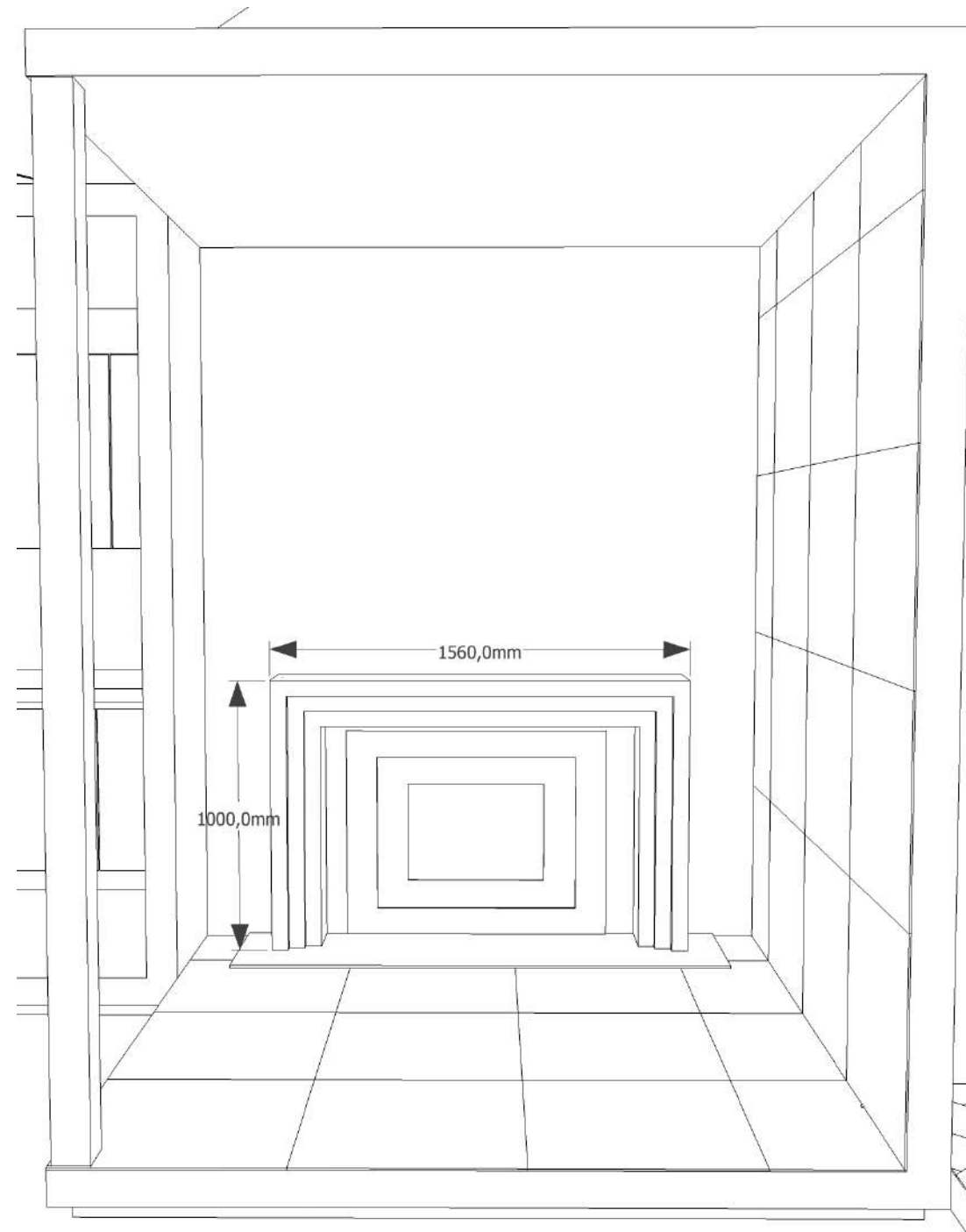


1. Neolith - Calcata Luxe CLO1
2. Caesarstone - Black Tempal
3. Bianco Rosso Marble - 610x610x12mm Polished
4. Velvet - Colour: Narc - possible chair fabric

INTERIOR STYLING  
**DISPLAY CUBE 2**  
 FINISHES AND FIXTURES

**SO**  
*designs*  
 presented by  
 LEIGHTON CLAPTON

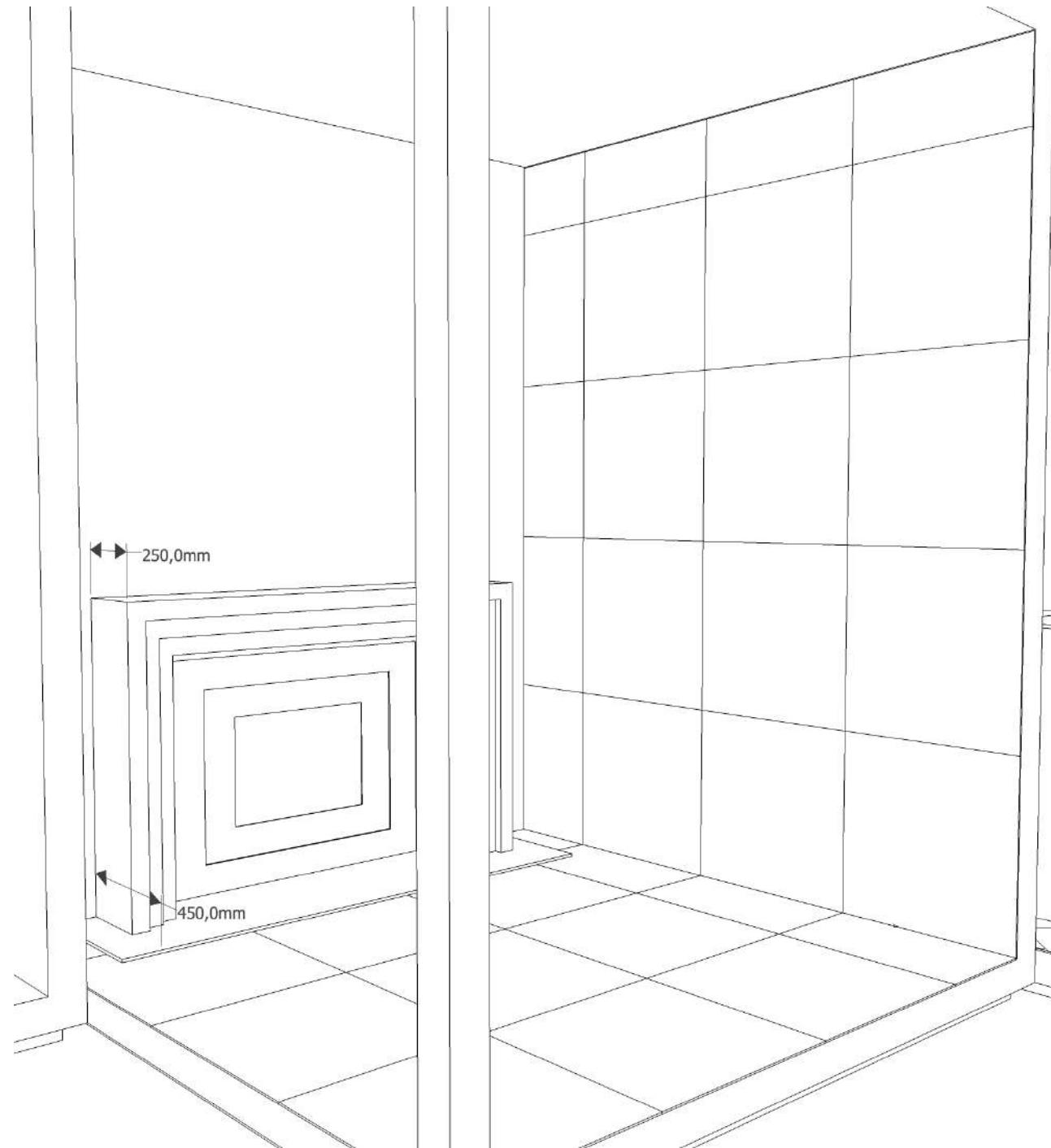




DETAILED DRAWING - DISPLAY CUBE 2

INTERIOR STYLING  
DISPLAY CUBE 2  
MEASUREMENTS

**SO**  
*designs* presented by  
LEIGHTON CLAPTON



DETAILED DRAWING - DISPLAY CUBE 2


INTERIOR STYLING  
DISPLAY CUBE 2  
MEASUREMENTS



DISPLAY CUBE 3  
-  
LIGHT BATHROOM








INTERIOR STYLING  
DISPLAY CUBE 3  
FINISHES AND FIXTURES

1. Silver Emprador Marble - 20mm Polished
2. Venus Grey Granite 600x400x15mm - Polished
3. Nero Marquina - Slab or Tiles





DETAILED DRAWING - DISPLAY CUBE 3

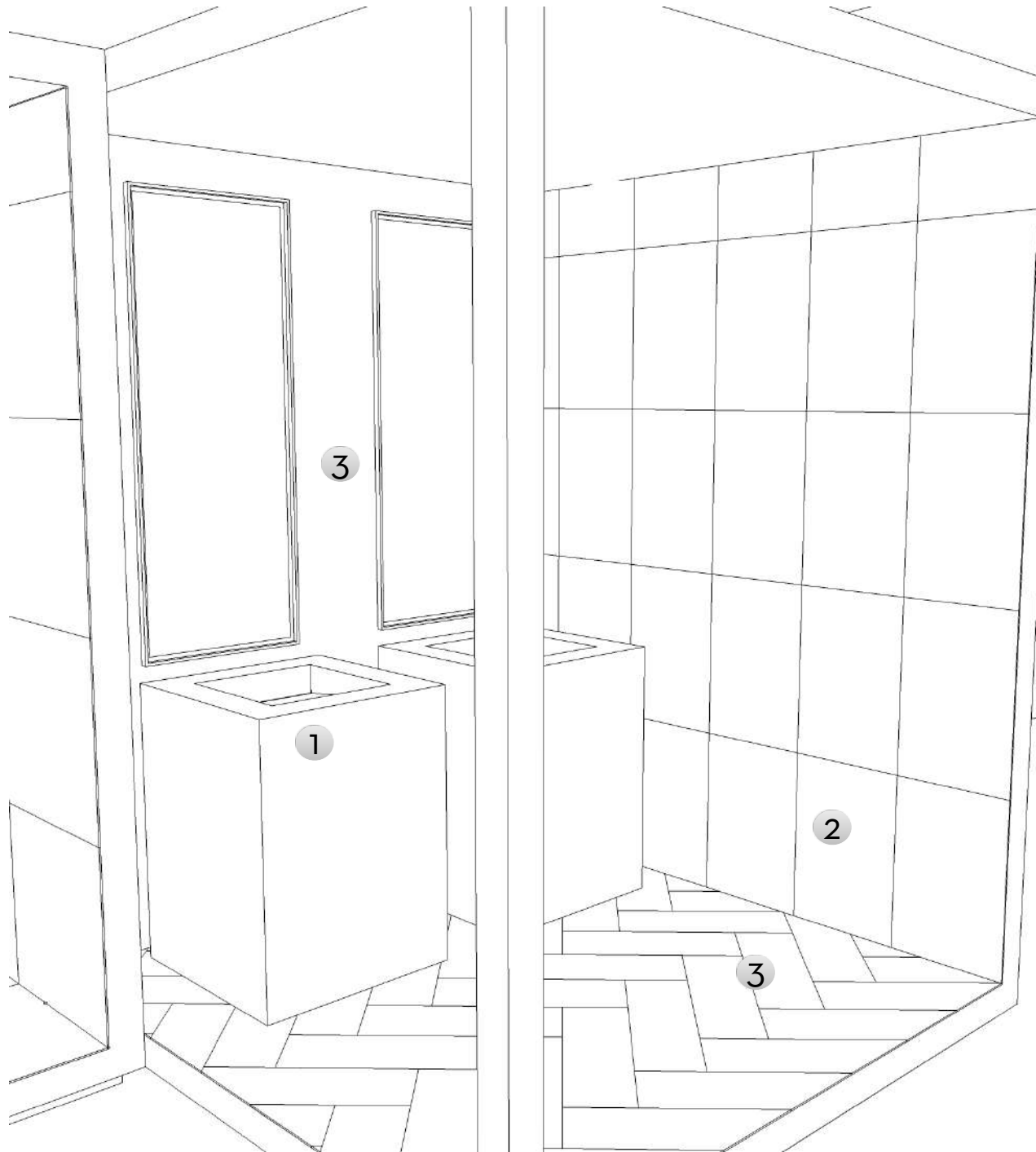


1. Silver Emprador Marble - 20mm Polished
2. Venus Grey Granite 600x400x15mm - Polished
3. Neolith Beton 12mm

INTERIOR STYLING  
**DISPLAY CUBE 3**  
 FINISHES AND FIXTURES

**SO**  
*designs*  
 presented by  
 LEIGHTON CLAPTON






DETAILED DRAWING - DISPLAY CUBE 3



1. Silver Emprador Marble - 20mm Polished
2. Venus Grey Granite 600x400x15mm - Polished
3. Nero Marquina - Slab or Tiles

INTERIOR STYLING  
**DISPLAY CUBE 3**  
 FINISHES AND FIXTURES

**SO**  
*designs* presented by  
 LEIGHTON CLAPTON



DETAILED DRAWING - CUSTOM BASIN

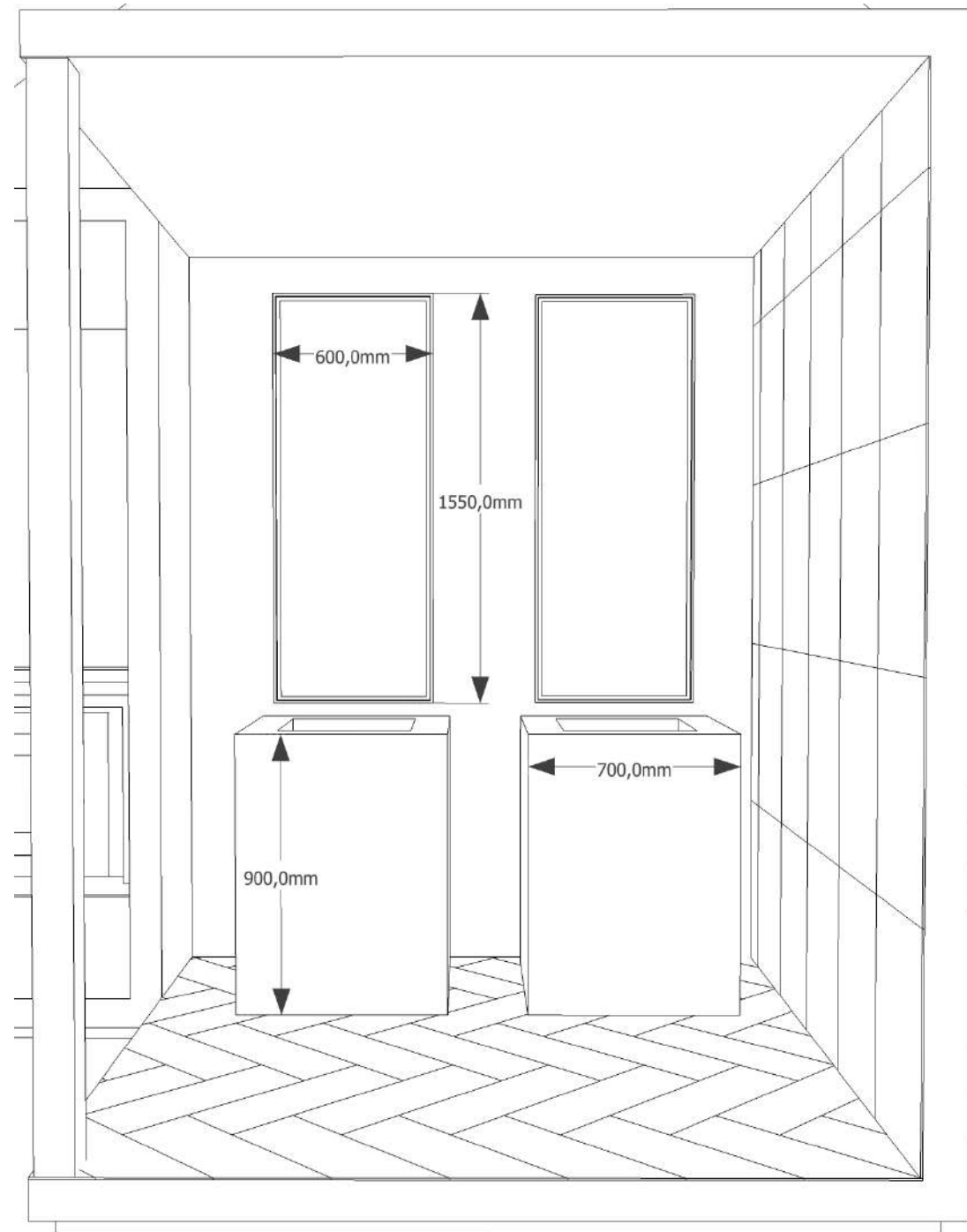


1. CUSTOM MADE BASINS

INTERIOR STYLING  
**DISPLAY CUBE 3**  
 FINISHES AND FIXTURES

**SO**  
*designs* presented by  
 LEIGHTON CLAPTON

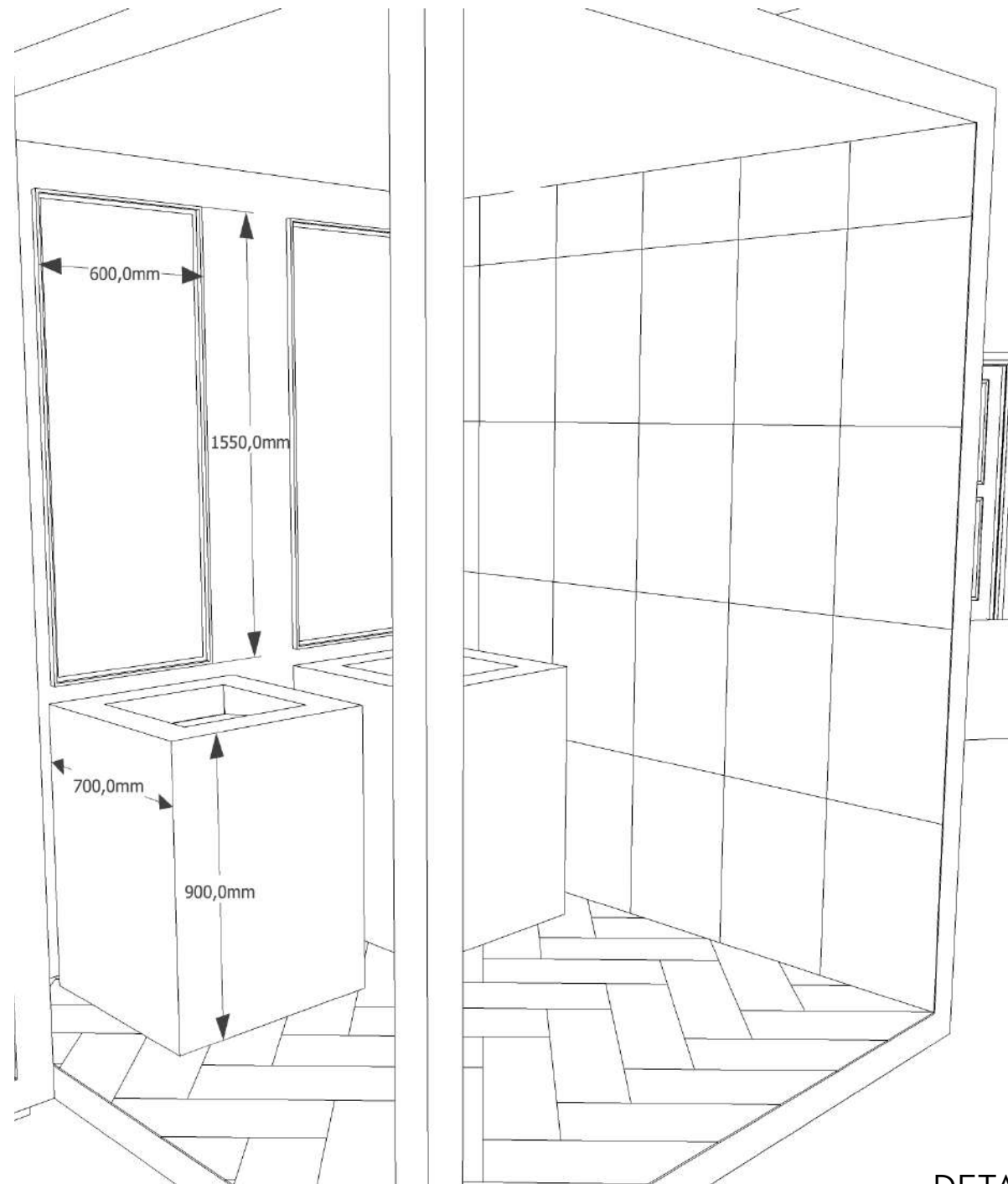




DETAILED DRAWING - DISPLAY CUBE 3

INTERIOR STYLING  
**DISPLAY CUBE 3**  
 MEASUREMENTS

**SO**  
*designs* presented by  
 LEIGHTON CLAPTON

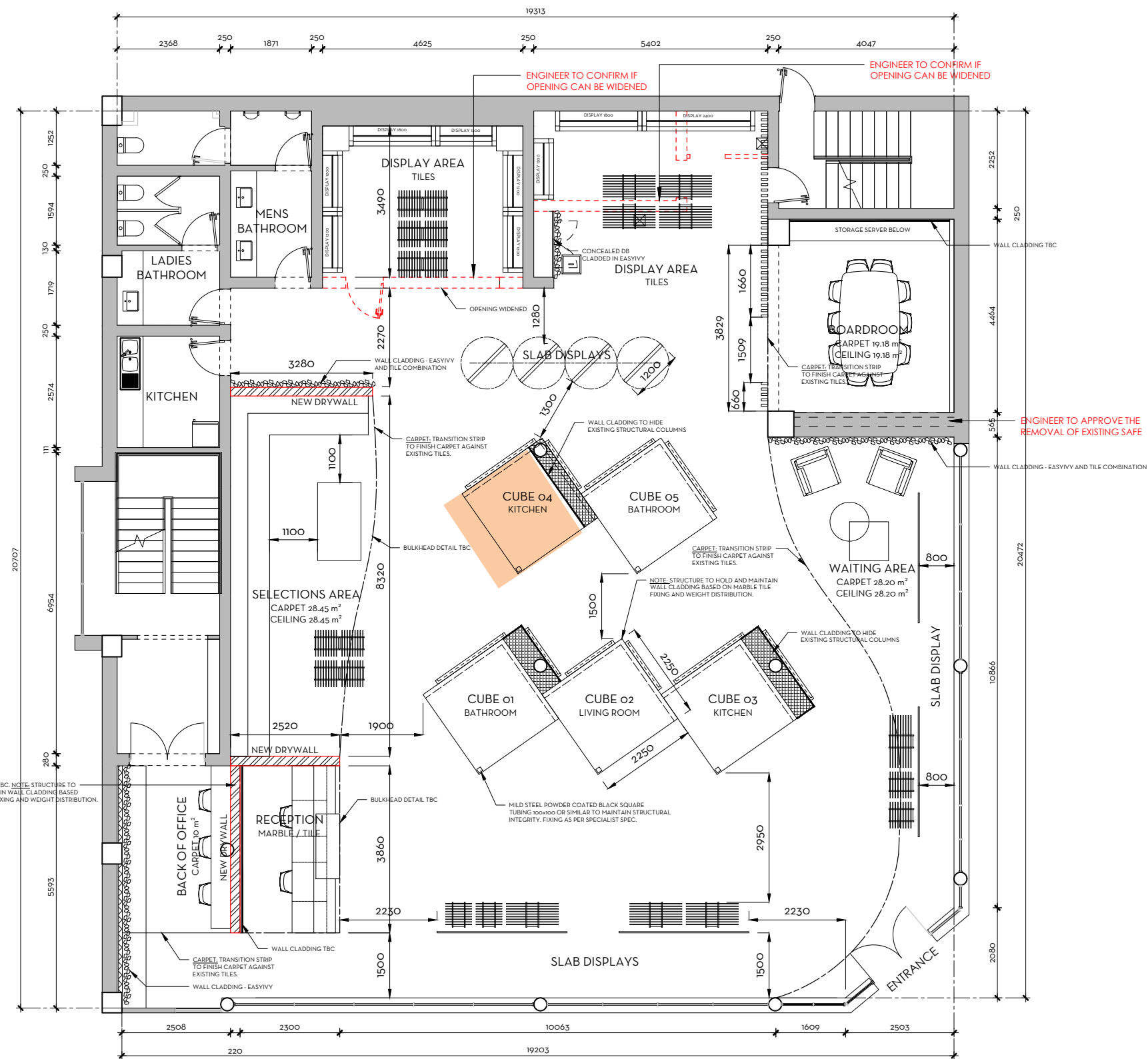


DETAILED DRAWING - DISPLAY CUBE 3

INTERIOR STYLING  
DISPLAY CUBE 3  
MEASUREMENTS



DISPLAY CUBE 4  
-  
LIGHT KITCHEN



FLOOR PLAN - GROUND FLOOR  
SCALE 1:100

**NOTE:**  
The design of this drawing is copyright and remains the property of the Interior Designer.  
Contractor to verify all levels, heights and dimensions on site and check same against drawings before putting any work in hand. Any discrepancies to be reported immediately to the designer for clarifications. Please contact us should you be unsure!  
All dimensions are given in millimeters.  
All work must comply with the current South African National Building Regulations, SANS 10400.

REVISIONS		
Rev No.	Description	Date

ADDITIONAL NOTES:

Project  
**ARTMAR SHOWROOM  
JOHANNESBURG**

Issued for  
**INFORMATION PURPOSES**

Design stage  
**SKETCH DRAWINGS**

Drawing  
**PROPOSED DRAFT SHOWROOM  
LAYOUT - OPTION 2**

Date of issue 2021.03.05	Drawn by EB	Issued by LC
Drawing No. 18 02 21	Scale As shown	Pg size A3
	Revision 00	




**SODESIGN's TERMS:**  
SODESIGNs Close Corporation (SODESIGN Lifestyles trading as SODESIGNs/SODESIGNs)  
SODESIGNs's Terms in their prevailing form from time to time (SODESIGNs's Terms) are applicable to all business dealings (including those with client and suppliers) and all agreements. Products and Services are made available to customers subject to SODESIGNs's Terms. The prevailing SODESIGNs Terms are available at [www.SODESIGNs.co.za](http://www.SODESIGNs.co.za)

Leighton Clapton 083 454 7410


## PROPOSED DRAFT SHOWROOM LAYOUT - OPTION 2





INTERIOR STYLING  
**DISPLAY CUBE 4**  
 FINISHES AND FIXTURES

1. Bianco Oro Marble - 20mm Polished
2. Neolith - Iron Frost 12mm
3. Ceasorstone - Black Tempal
4. PG Bison - Folkstone Grey
5. African Dark Marble - 600x600x20mm Brushed



1. Bianco Oro Marble - 20mm Polished
2. Neolith - Iron Frost 12mm
3. Ceasorstone - Black Tempal
4. PG Bison - Folkstone Grey
5. African Dark Marble - 600x600x20mm Brushed

DETAILED DRAWING - DISPLAY CUBE 4


INTERIOR STYLING  
**DISPLAY CUBE 4**  
 FINISHES AND FIXTURES

**SO**  
*designs* presented by  
 LEIGHTON CLAPTON





DETAILED DRAWING - DISPLAY CUBE 4



1. Bianco Oro Marble - 20mm Polished
2. Neolith - Iron Frost 12mm
3. Ceasorstone - Black Tempal
4. PG Bison - Folkstone Grey
5. African Dark Marble - 600x600x20mm Brushed

INTERIOR STYLING  
**DISPLAY CUBE 4**  
 FINISHES AND FIXTURES



DETAILED DRAWING - KITCHEN BASIN

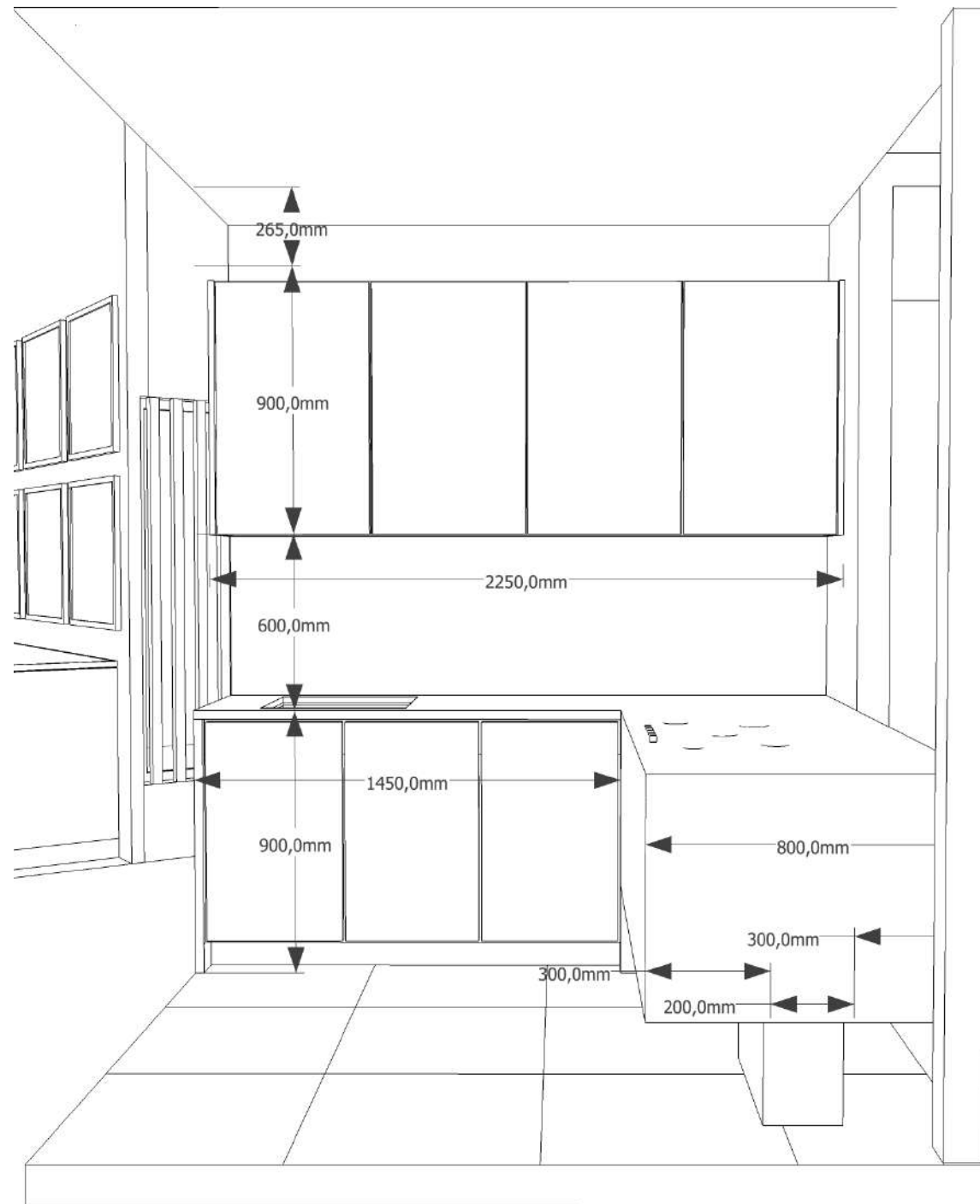


1. KITCHEN CUSTOM BASIN

INTERIOR STYLING  
**DISPLAY CUBE 4**  
 FINISHES AND FIXTURES

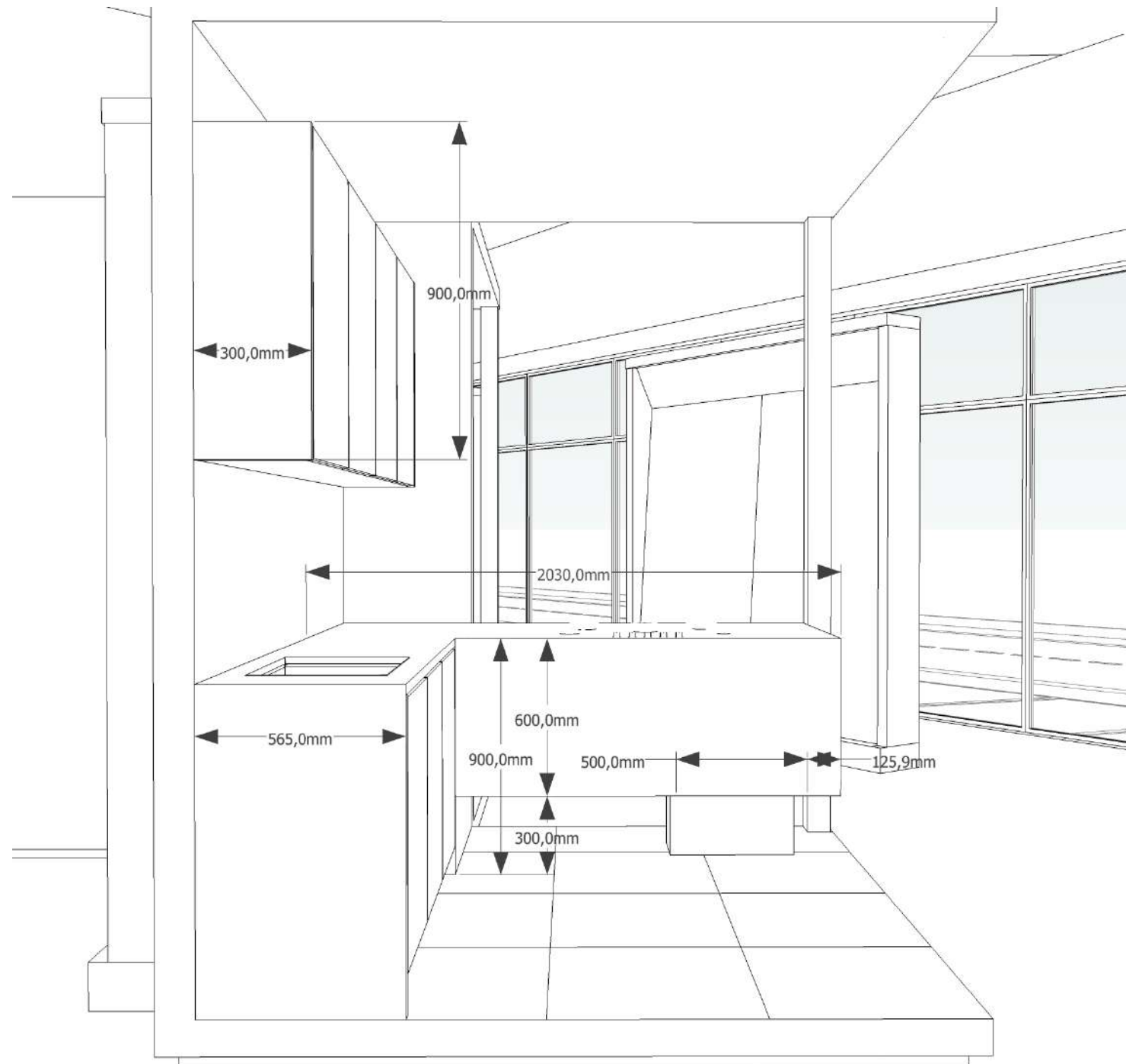
**so**  
*designs* presented by  
 LEIGHTON CLAPTON





DETAILED DRAWING - DISPLAY CUBE 4

INTERIOR STYLING  
**DISPLAY CUBE 4**  
 MEASUREMENTS



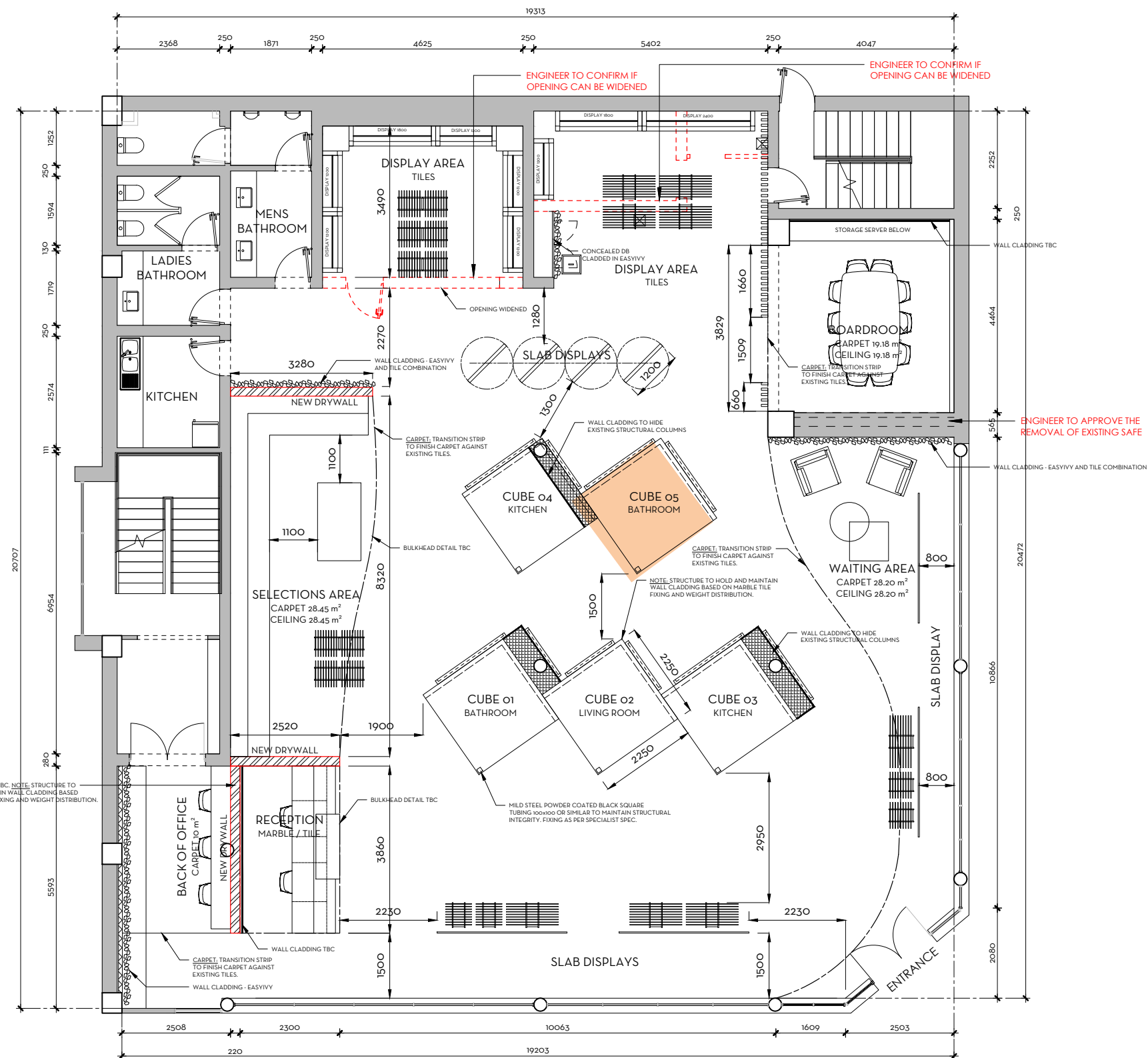
DETAILED DRAWING - DISPLAY CUBE 4

INTERIOR STYLING  
**DISPLAY CUBE 4**  
 MEASUREMENTS

**SO**  
*designs*  
 presented by  
 LEIGHTON CLAPTON



DISPLAY CUBE 5  
-  
DARK BATHROOM



FLOOR PLAN - GROUND FLOOR  
SCALE 1:100

## PROPOSED DRAFT SHOWROOM LAYOUT - OPTION 2

### NOTE:

The design of this drawing is copyright and remains the property of the Interior Designer.

Contractor to verify all levels, heights and dimensions on site and check same against drawings before putting any work in hand. Any discrepancies to be reported immediately to the designer for clarifications. Please contact us should you be unsure!

All dimensions are given in millimeters.

All work must comply with the current South African National Building Regulations, SANS 10400.

### REVISIONS

Rev No.	Description	Date
---------	-------------	------

### ADDITIONAL NOTES:

Project  
**ARTMAR SHOWROOM  
JOHANNESBURG**

Issued for  
**INFORMATION PURPOSES**

Design stage  
**SKETCH DRAWINGS**

Drawing  
**PROPOSED DRAFT SHOWROOM  
LAYOUT - OPTION 2**

Date of issue	Drawn by	Issued by
2021.03.05	EB	LC

Drawing No.	Scale	Pg size	Revision
18 02 21	As shown	A3	00




### SODESIGN's TERMS:

SODESIGNs Close Corporation (SODESIGN Lifestyles trading as SODESIGNs/SODESIGNs)

SODESIGNs's Terms in their prevailing form from time to time (SODESIGNs's Terms) are applicable to all business dealings (including those with client and suppliers) and all agreements. Products and Services are made available to customers subject to SODESIGNs's Terms. The prevailing SODESIGNs Terms are available at [www.SODESIGNs.co.za](http://www.SODESIGNs.co.za)

Leighton Clapton	083 454 7410
------------------	--------------






INTERIOR STYLING  
DISPLAY CUBE 5  
FINISHES AND FIXTURES

1. PG Bison - Congo Supagloss
2. Silver Pearl Marble - 600x600x20mm Honed
3. Emprador Dark Marble - 600x600x18mm Acid Wash
4. Bermuda Brown Marble - 20mm Polished





DETAILED DRAWING - DISPLAY CUBE 5




1. PG Bison - Congo Supagloss
2. Silver Pearl Marble - 600x600x20mm Honed
3. Emprador Dark Marble - 600x600x18mm Acid Wash
4. Bermuda Brown Marble - 20mm Polished
5. Marble Basin - Spec TBC


INTERIOR STYLING  
**DISPLAY CUBE 5**  
 FINISHES AND FIXTURES

**SO**  
*designs*  
 presented by  
 LEIGHTON CLAPTON





DETAILED DRAWING - DISPLAY CUBE 5



1. PG Bison - Congo Supagloss
2. Silver Pearl Marble - 600x600x20mm Honed
3. Emprador Dark Marble - 600x600x18mm Acid Wash
4. Bermuda Brown Marble - 20mm Polished
5. Marble Basin Spec TBC

INTERIOR STYLING  
**DISPLAY CUBE 5**  
 FINISHES AND FIXTURES

**SO**  
*designs* presented by  
 LEIGHTON CLAPTON



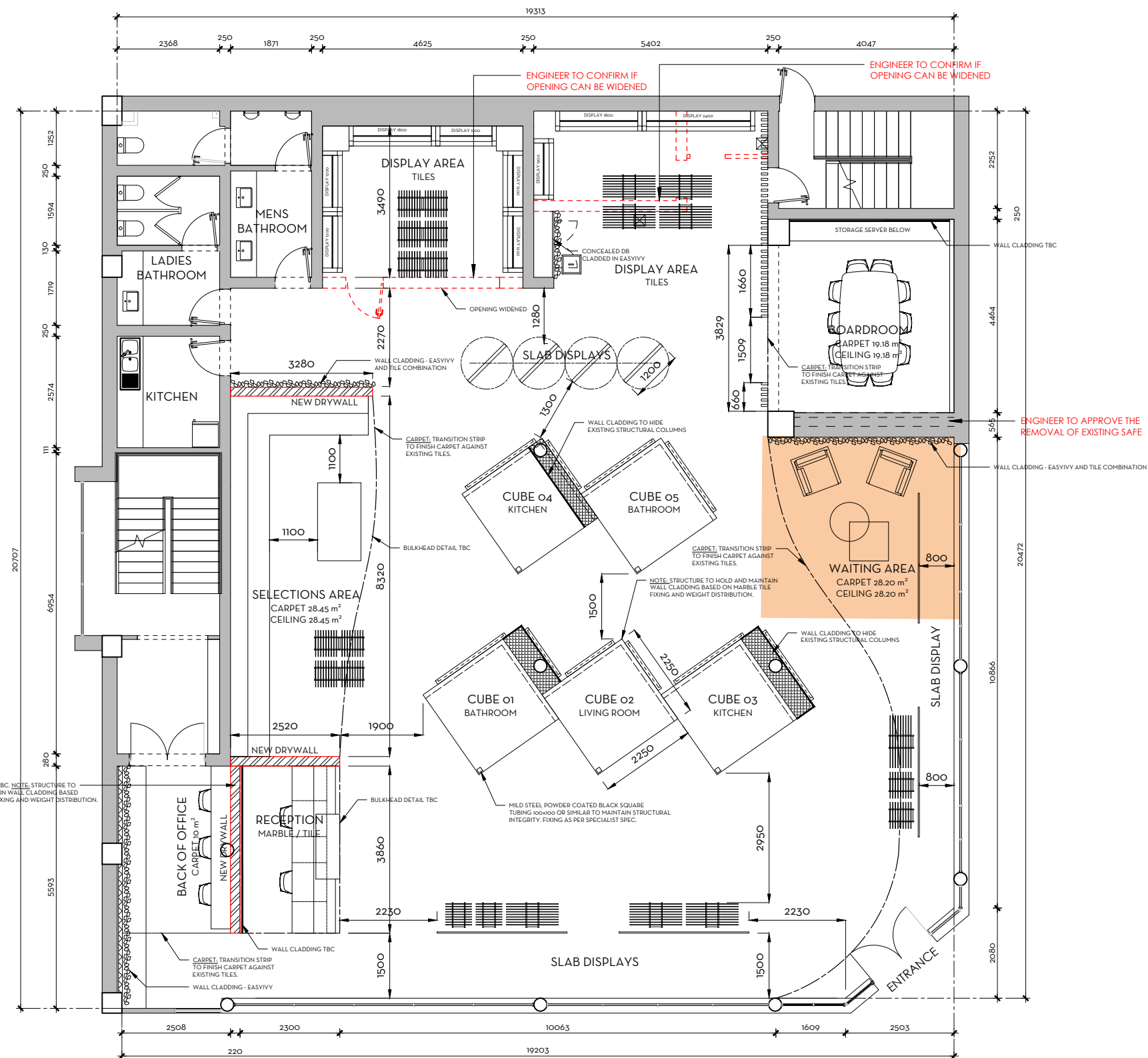
DETAILED DRAWING - DISPLAY CUBE 5

INTERIOR STYLING  
DISPLAY CUBE 5  
MEASUREMENTS

**SO**  
*designs* presented by  
LEIGHTON CLAPTON



## 3. 4 WAITING AREA



FLOOR PLAN - GROUND FLOOR  
SCALE 1:100

## PROPOSED DRAFT SHOWROOM LAYOUT - OPTION 2

### NOTE:

The design of this drawing is copyright and remains the property of the Interior Designer.

Contractor to verify all levels, heights and dimensions on site and check same against drawings before putting any work in hand. Any discrepancies to be reported immediately to the designer for clarifications. Please contact us should you be unsure!

All dimensions are given in millimeters.

All work must comply with the current South African National Building Regulations, SANS 10400.

### REVISIONS

Rev No.	Description	Date
---------	-------------	------

### ADDITIONAL NOTES:

Project  
**ARTMAR SHOWROOM  
JOHANNESBURG**

Issued for  
**INFORMATION PURPOSES**

Design stage  
**SKETCH DRAWINGS**

Drawing  
**PROPOSED DRAFT SHOWROOM  
LAYOUT - OPTION 2**

Date of issue	Drawn by	Issued by
2021.03.05	EB	LC

Drawing No.	Scale	Pg size	Revision
18 02 21	As shown	A3	00



### SODESIGN's TERMS:

SODESIGNs Close Corporation (SODESIGN Lifestyles trading as SODESIGNs)(SODESIGNs)

SODESIGNs's Terms in their prevailing form from time to time (SODESIGNs's Terms) are applicable to all business dealings (including those with client and suppliers) and all agreements. Products and Services are made available to customers subject to SODESIGNs's Terms. The prevailing SODESIGNs Terms are available at [www.SODESIGNs.co.za](http://www.SODESIGNs.co.za)

Leighton Clapton	083 454 7410
------------------	--------------



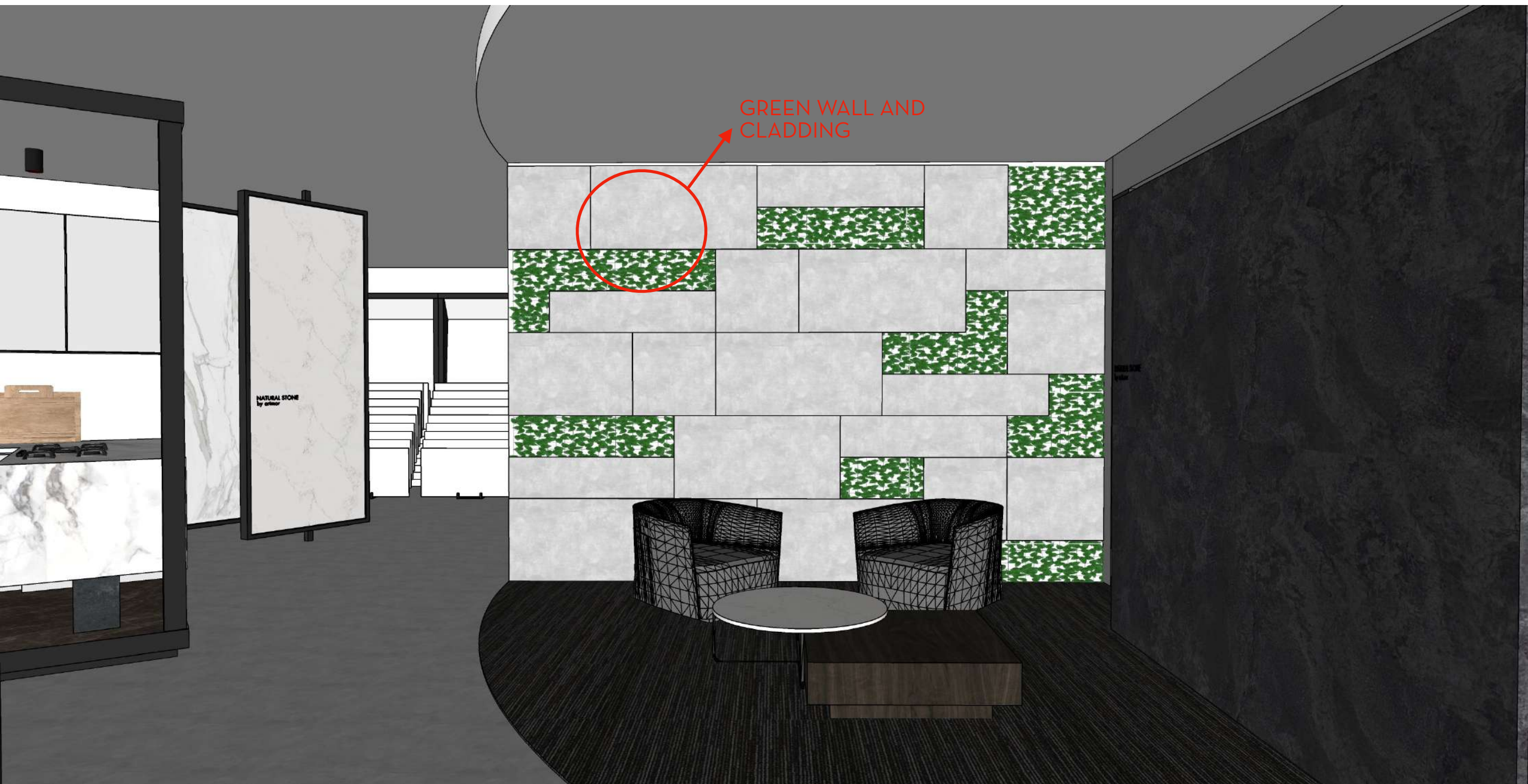


INSPIRATIONAL

INTERIOR STYLING  
WAITING AREA

**SO**  
*designs*  
presented by  
LEIGHTON CLAPTON







3D MODELLED IMAGE

INTERIOR STYLING  
WAITING AREA

**SO**  
*designs* presented by  
LEIGHTON CLAPTON







# INTERIOR STYLING WAITING AREA FINISHES AND FIXTURES

1. PG Bison - African Wenge
2. Belgotex Floors - Fringe Border
3. Palamino Marble
4. PG Bison - Storm Grey Supagloss
5. Thunder Grey Marble 20mm - Sandblasted
6. EasyIvy - Myrtle





# INTERIOR STYLING WAITING AREA FIXTURES & FINISHES

1. PG Bison - African Wenge
2. Belgotex Floors - Fringe Border
3. Palamino Marble
4. PG Bison - Storm Grey Supagloss
5. Thunder Grey Marble 20mm - Sandblasted
6. EasyIvy - Myrtle





3D MODELLED IMAGE

INTERIOR STYLING  
WAITING AREA

**SO**  
*designs* presented by  
LEIGHTON CLAPTON





INTERIOR STYLING  
SEATED WAITING AREA



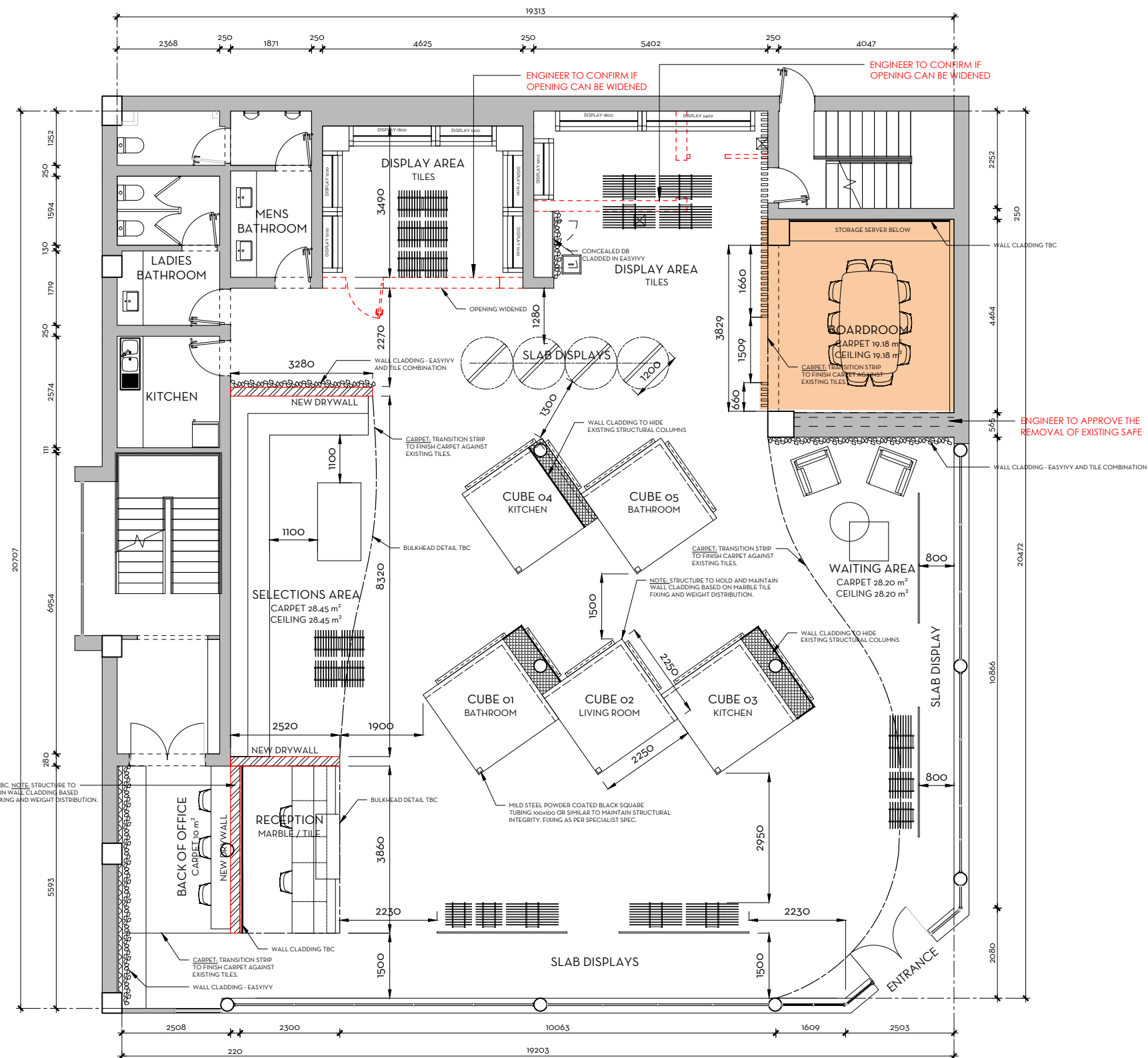
FURNITURE STYLING IDEAS  
NESTING TABLE AND TUB CHAIR SUGGESTIONS

**SO**  
*designs* presented by  
LEIGHTON CLAPTON

3. 5

B O A R D R O O M





FLOOR PLAN - GROUND FLOOR  
SCALE 1:100

## PROPOSED DRAFT SHOWROOM LAYOUT - OPTION 2

### NOTE:

The design of this drawing is copyright and remains the property of the Interior Designer.

Contractor to verify all levels, heights and dimensions on site and check same against drawings before putting any work in hand. Any discrepancies to be reported immediately to the designer for clarifications. Please contact us should you be unsure!

All dimensions are given in millimeters.

All work must comply with the current South African National Building Regulations, SANS 10400.

### REVISIONS

Rev No.	Description	Date
---------	-------------	------

### ADDITIONAL NOTES:

Project  
**ARTMAR SHOWROOM  
JOHANNESBURG**

Issued for  
**INFORMATION PURPOSES**

Design stage  
**SKETCH DRAWINGS**

Drawing  
**PROPOSED DRAFT SHOWROOM  
LAYOUT - OPTION 2**

Date of issue 2021.03.05	Drawn by EB	Issued by LC
Drawing No. 18 02 21	Scale As shown	Pg size A3
		Revision 00



### SODESIGN's TERMS:

SODESIGNs Close Corporation (SODESIGN Lifestyles trading as SODESIGNs)(SODESIGNs)

SODESIGNs's Terms in their prevailing form from time to time (SODESIGNs's Terms) are applicable to all business dealings (including those with client and suppliers) and all agreements. Products and Services are made available to customers subject to SODESIGNs's Terms. The prevailing SODESIGNs Terms are available at [www.SODESIGNs.co.za](http://www.SODESIGNs.co.za)

Leighton Clapton	083 454 7410
------------------	--------------



1. Style of Marble Boardroom Table - WITH STEEL BASE

INTERIOR STYLING  
BOARDROOM  
FINISHES AND FIXTURES

**SO**  
*designs* presented by  
LEIGHTON CLAPTON





NATURAL STONE  
by artmar

3D MODELLED IMAGE

INTERIOR STYLING  
BOARDROOM

**SO**  
*designs* presented by  
LEIGHTON CLAPTON




3D MODELLED IMAGE

INTERIOR STYLING  
BOARDROOM

**SO**  
*designs* presented by  
LEIGHTON CLAPTON







# INTERIOR STYLING BOARDROOM FINISHES AND FIXTURES

1. Pacific Grey Marble - 20mm Polished
2. Volakas Cloudy Marble - 20mm Polished
3. Nero Marquina Marble - 600x600x18mm Polished
4. PG Bison - African Wenge
5. Belgotex Floors - Fringe Border


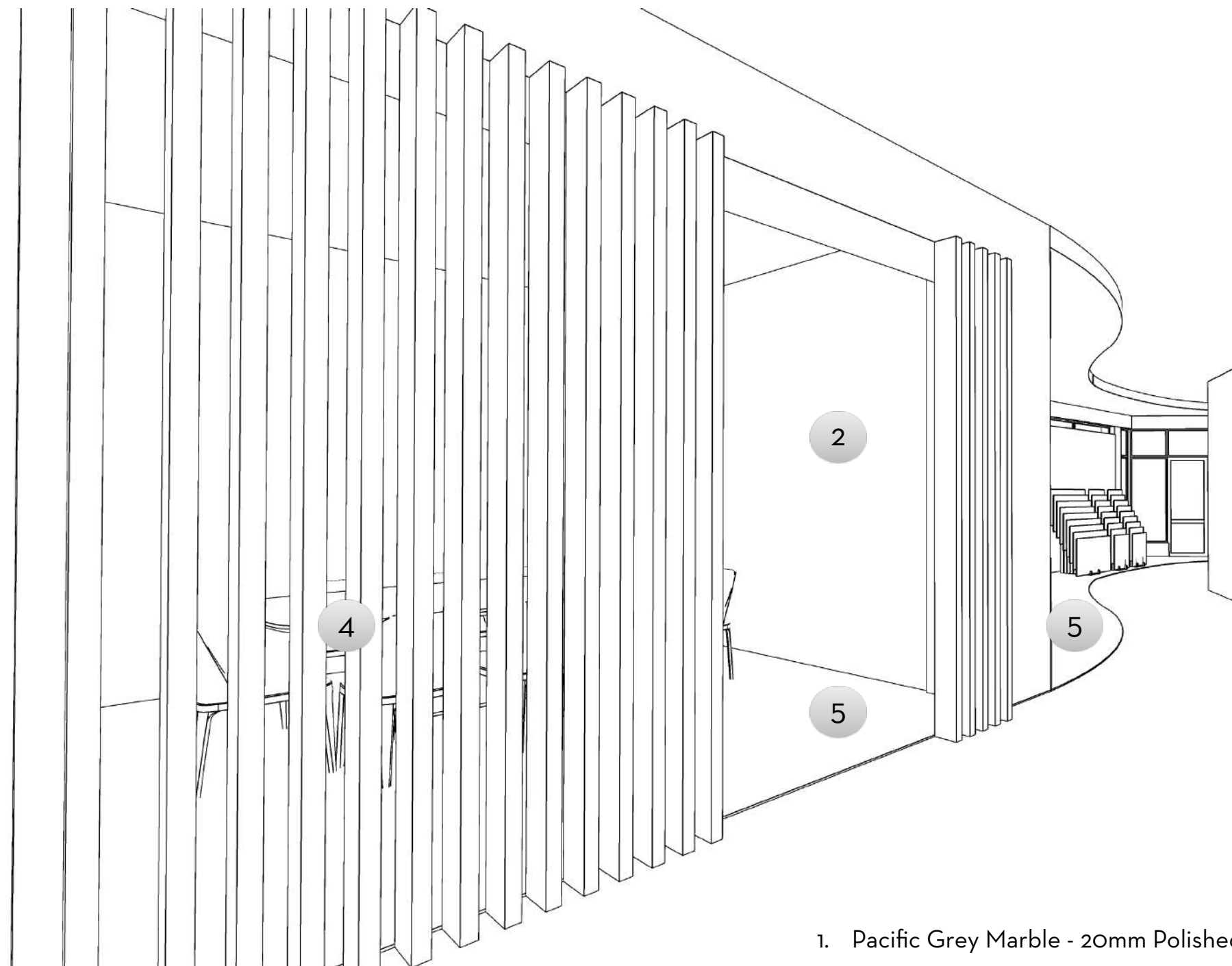




## INTERIOR STYLING BOARDROOM FIXTURES & FINISHES

1. Pacific Grey Marble - 20mm Polished
2. Volakas Cloudy Marble - 20mm Polished
3. Nero Marquena Marble - 600x600x18mm Polished
4. PG Bison - African Wenge
5. Belgotex Floors - Fringe Border





# INTERIOR STYLING BOARDROOM FIXTURES & FINISHES

1. Pacific Grey Marble - 20mm Polished
2. Volakas Cloudy Marble - 20mm Polished
3. Nero Marquina Marble - 600x600x18mm Polished
4. PG Bison - African Wenge
5. Belgotex Floors - Fringe Border

3. 6

S L A B   D I S P L A Y

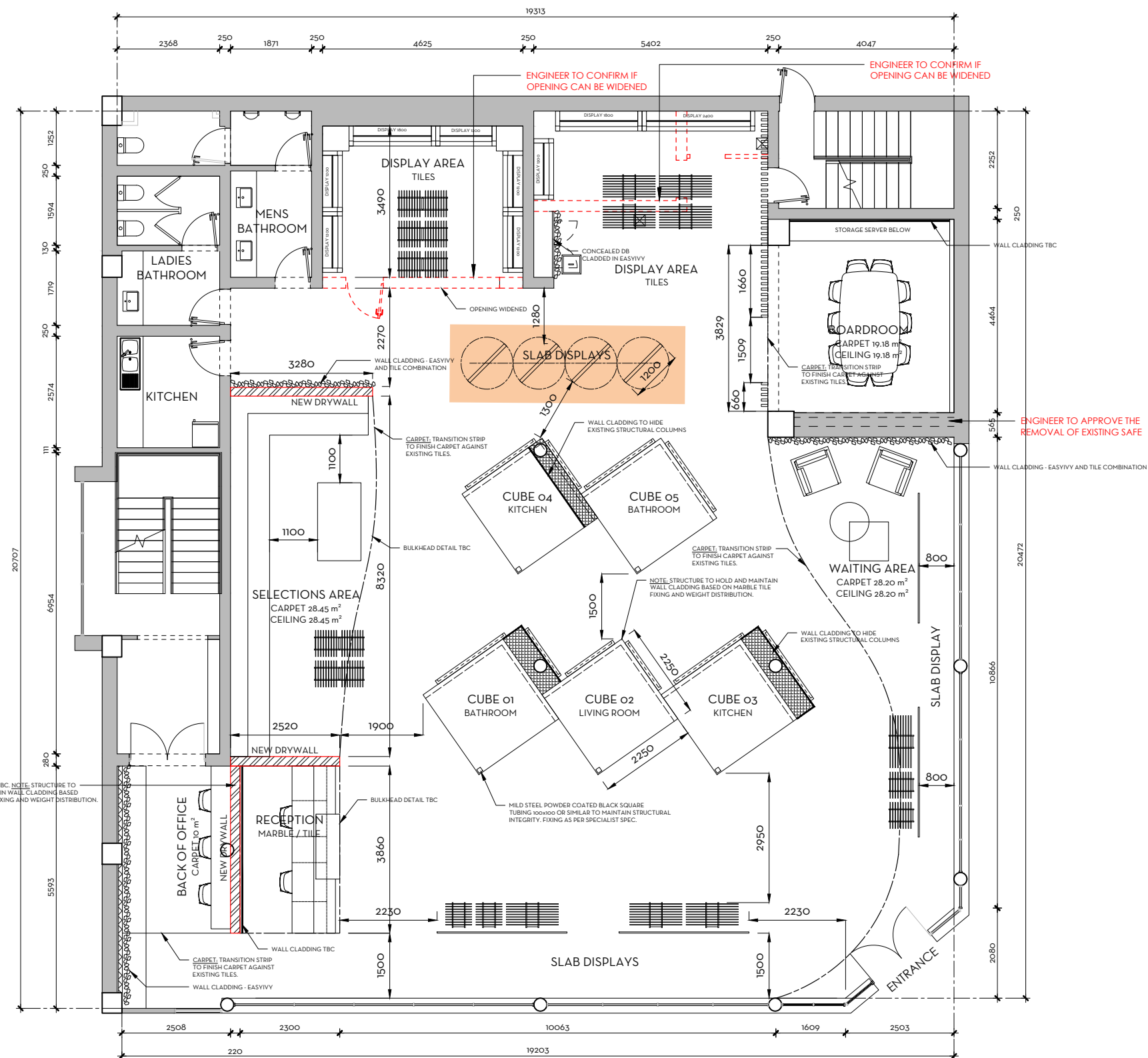




INSPIRATIONATIONAL

INTERIOR STYLING  
SLAB DISPLAY

**SO**  
*designs* presented by  
LEIGHTON CLAPTON



FLOOR PLAN - GROUND FLOOR  
SCALE 1:100

## PROPOSED DRAFT SHOWROOM LAYOUT - OPTION 2

### NOTE:

The design of this drawing is copyright and remains the property of the Interior Designer.

Contractor to verify all levels, heights and dimensions on site and check same against drawings before putting any work in hand. Any discrepancies to be reported immediately to the designer for clarifications. Please contact us should you be unsure!

All dimensions are given in millimeters.

All work must comply with the current South African National Building Regulations, SANS 10400.

### REVISIONS

Rev No.	Description	Date
---------	-------------	------

### ADDITIONAL NOTES:

Project  
**ARTMAR SHOWROOM  
JOHANNESBURG**

Issued for  
**INFORMATION PURPOSES**

Design stage  
**SKETCH DRAWINGS**

Drawing  
**PROPOSED DRAFT SHOWROOM  
LAYOUT - OPTION 2**

Date of issue 2021.03.05	Drawn by EB	Issued by LC
Drawing No. 18 02 21	Scale As shown	Pg size A3
		Revision 00



### SODESIGN's TERMS:

SODESIGNs Close Corporation (SODESIGN Lifestyles trading as SODESIGNs/SODESIGNs)

SODESIGNs's Terms in their prevailing form from time to time (SODESIGNs's Terms) are applicable to all business dealings (including those with client and suppliers) and all agreements. Products and Services are made available to customers subject to SODESIGNs's Terms. The prevailing SODESIGNs Terms are available at [www.SODESIGNs.co.za](http://www.SODESIGNs.co.za)

Leighton Clapton	083 454 7410
------------------	--------------






3D MODELLED IMAGE

INTERIOR STYLING  
SLAB AREA

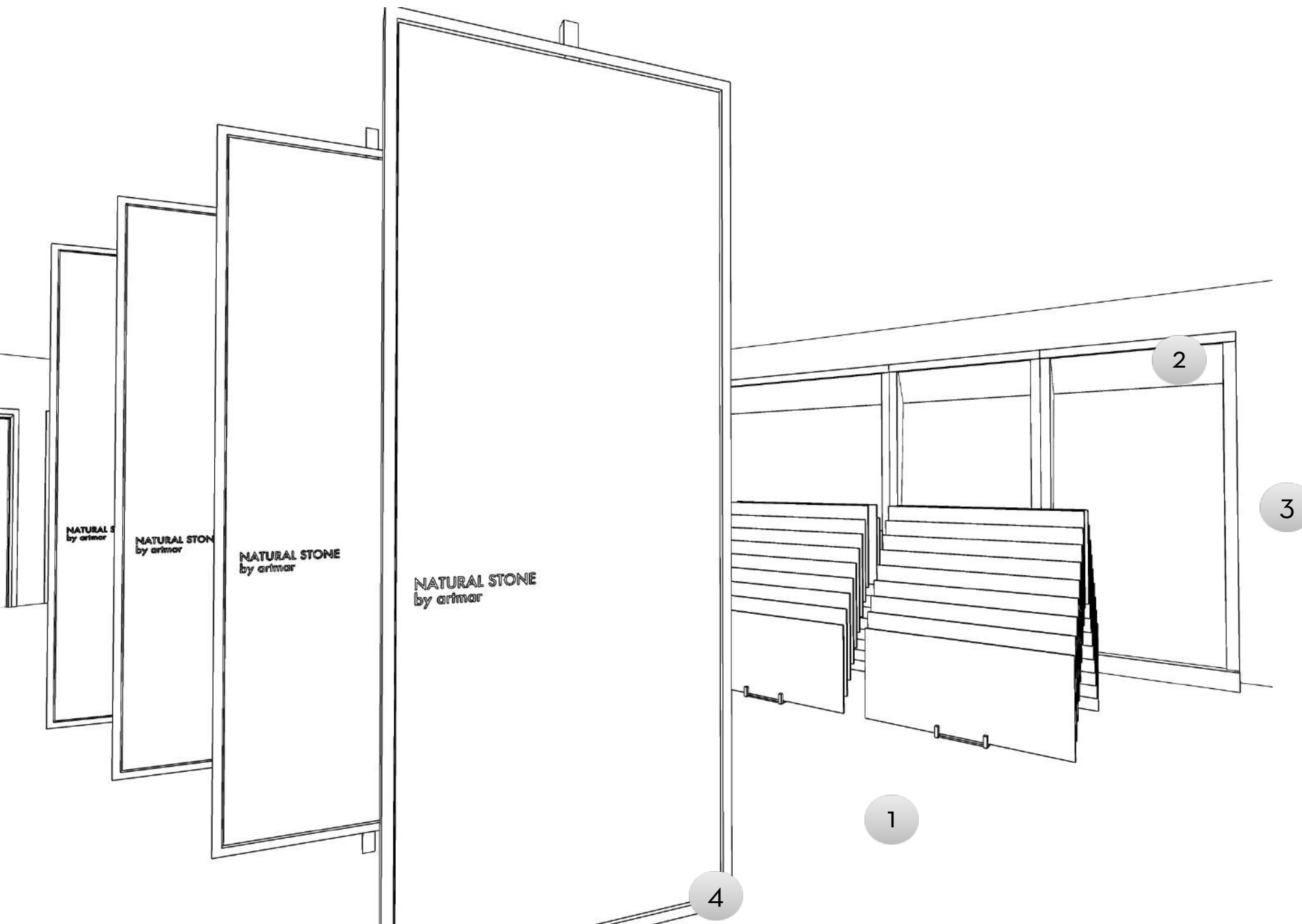
**SO**  
*designs*  
presented by  
LEIGHTON CLAPTON



## FIXTURES AND FINISHES SLAB DISPLAY

1. Existing Floor
2. Feature Colour - New York Square
3. Offset Colour - Evasive White
4. Metal / Trim Colour - Black





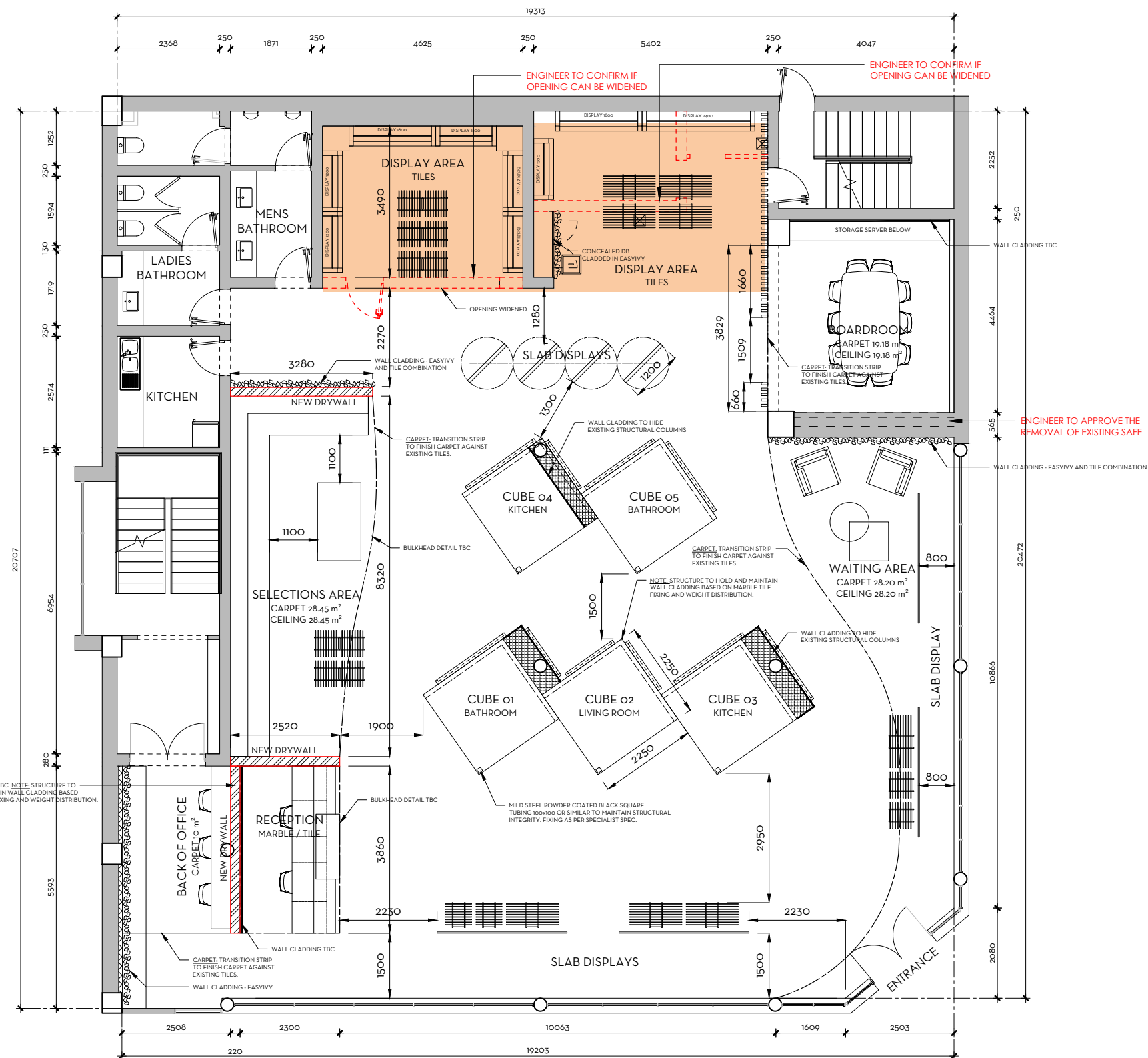
# INTERIOR STYLING SLAB AREA FIXTURES & FINISHES

1. Existing Floor
2. Feature Colour - New York Square
3. Offset Colour - Evasive White
4. Metal / Trim Colour - Black

3.7

DISPLAY AREA





FLOOR PLAN - GROUND FLOOR  
SCALE 1:100

## PROPOSED DRAFT SHOWROOM LAYOUT - OPTION 2

### NOTE:

The design of this drawing is copyright and remains the property of the Interior Designer.

Contractor to verify all levels, heights and dimensions on site and check same against drawings before putting any work in hand. Any discrepancies to be reported immediately to the designer for clarifications. Please contact us should you be unsure!

All dimensions are given in millimeters.

All work must comply with the current South African National Building Regulations, SANS 10400.

### REVISIONS

Rev No.	Description	Date
---------	-------------	------

### ADDITIONAL NOTES:

Project  
**ARTMAR SHOWROOM  
JOHANNESBURG**

Issued for  
**INFORMATION PURPOSES**

Design stage  
**SKETCH DRAWINGS**

Drawing  
**PROPOSED DRAFT SHOWROOM  
LAYOUT - OPTION 2**

Date of issue 2021.03.05	Drawn by EB	Issued by LC
Drawing No. 18 02 21	Scale As shown	Pg size A3
		Revision 00



### SODESIGN's TERMS:

SODESIGNs Close Corporation (SODESIGN Lifestyles trading as SODESIGNs/SODESIGNs)

SODESIGNs's Terms in their prevailing form from time to time (SODESIGNs's Terms) are applicable to all business dealings (including those with client and suppliers) and all agreements. Products and Services are made available to customers subject to SODESIGNs's Terms. The prevailing SODESIGNs Terms are available at [www.SODESIGNs.co.za](http://www.SODESIGNs.co.za)

Leighton Clapton

083 454 7410



INSPIRATIONAL

INTERIOR STYLING  
DISPLAY AREA

**SO**  
*designs* presented by  
LEIGHTON CLAPTON






GREEN WALL AND  
CLADDING

3D MODELLED IMAGE

INTERIOR STYLING  
DISPLAY AREA

**SO**  
*designs* presented by  
LEIGHTON CLAPTON

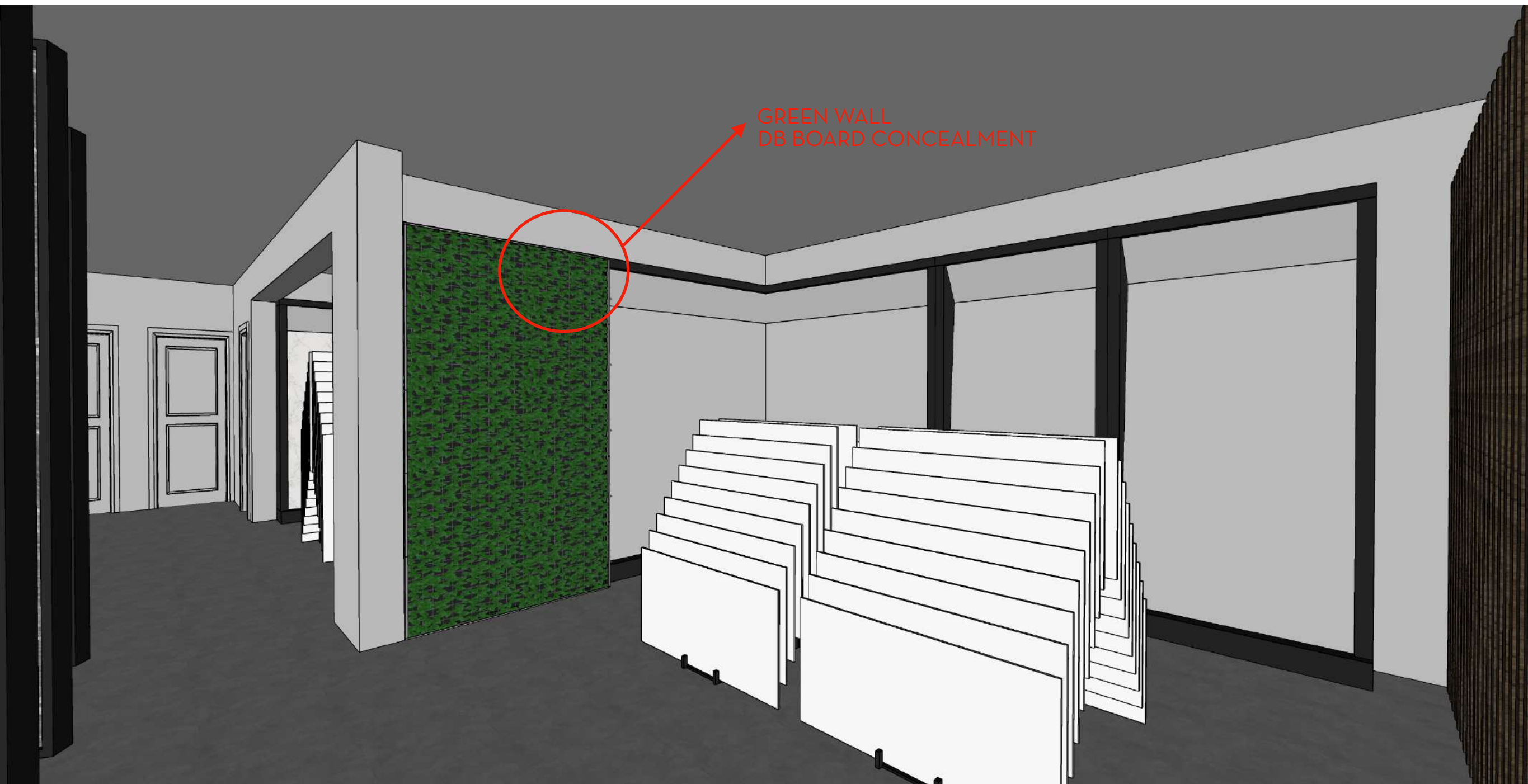


3D MODELLED IMAGE

INTERIOR STYLING  
DISPLAY AREA

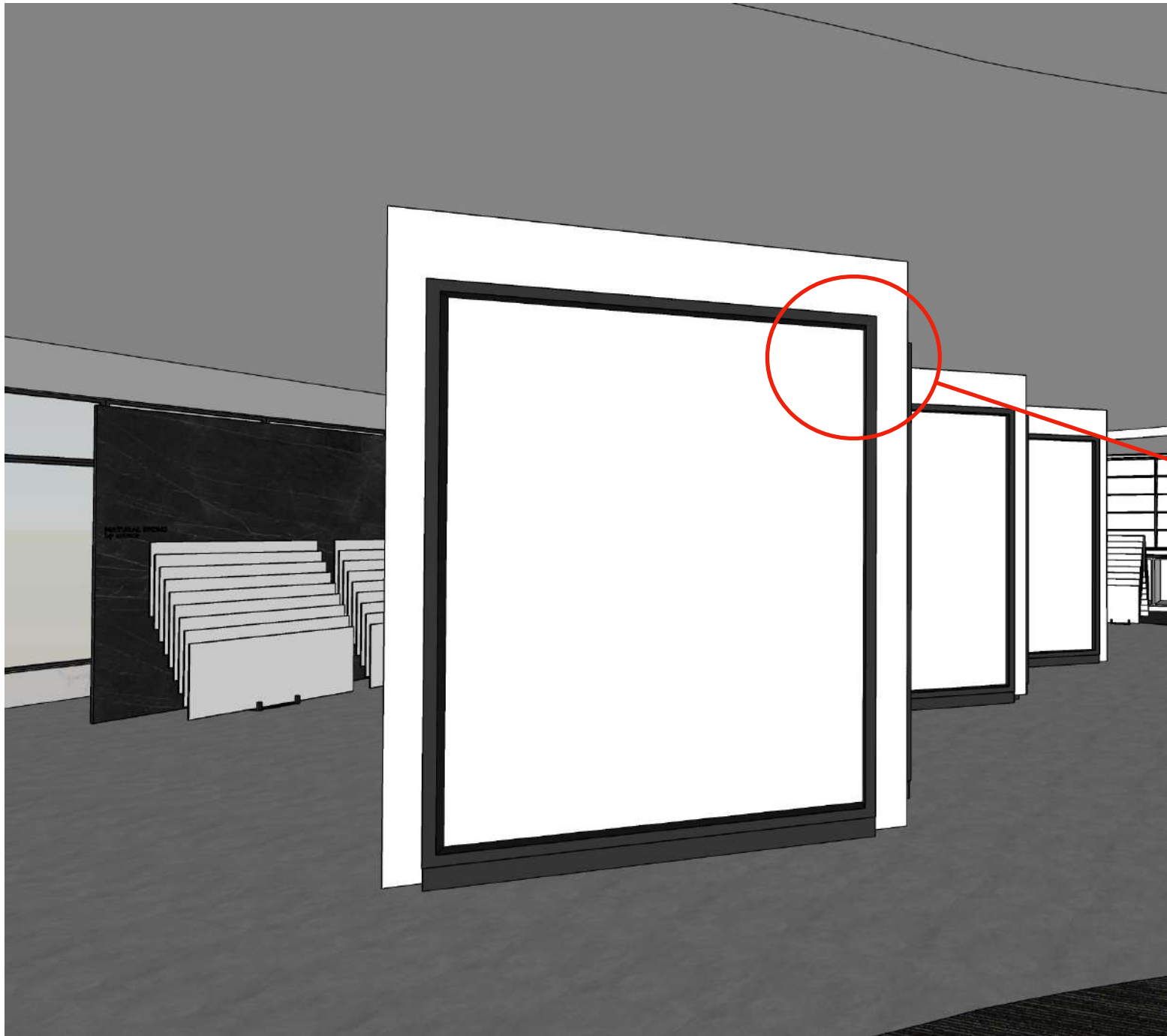
**SO**  
*designs* presented by  
LEIGHTON CLAPTON





INTERIOR STYLING  
DISPLAY AREA

**SO**  
*designs* presented by  
LEIGHTON CLAPTON



INTERIOR STYLING  
DISPLAY AREA  
FINISHES

INSPIRATIONATIONAL

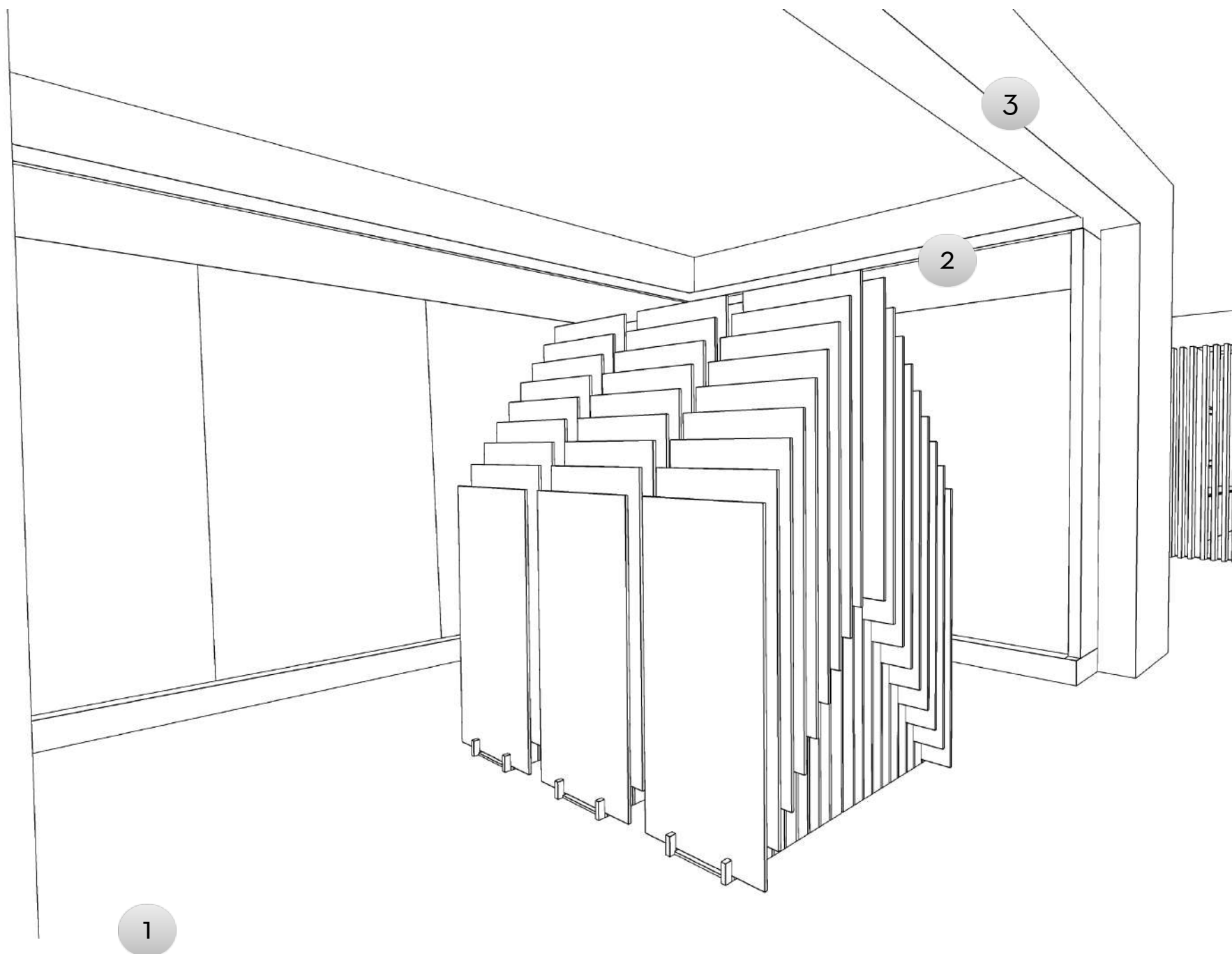
**SO**  
*designs* presented by  
LEIGHTON CLAPTON






## FIXTURES AND FINISHES DISPLAY AREA

1. Existing Floor
2. Feature Colour - New York Square
3. Offset Colour - Evasive White
4. Metal / Trim Colour - Black
5. Easy Ivy - Myrtle


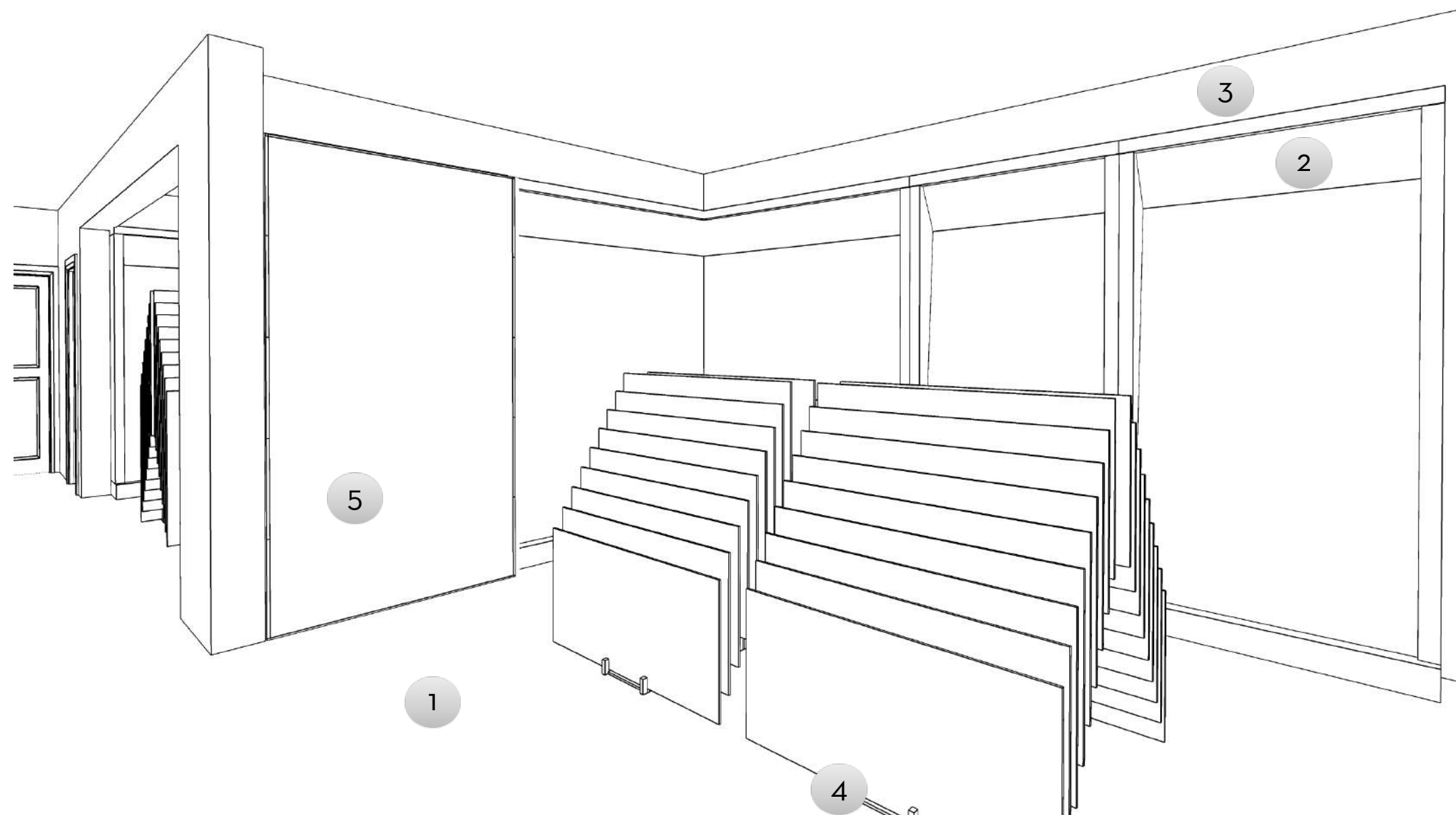


# INTERIOR STYLING DISPLAY AREA FIXTURES & FINISHES

1. Existing Floor
2. Feature Colour - New York Square
3. Offset Colour - Evasive White
4. Metal / Trim Colour - Black
5. Easy Ivy - Myrtle







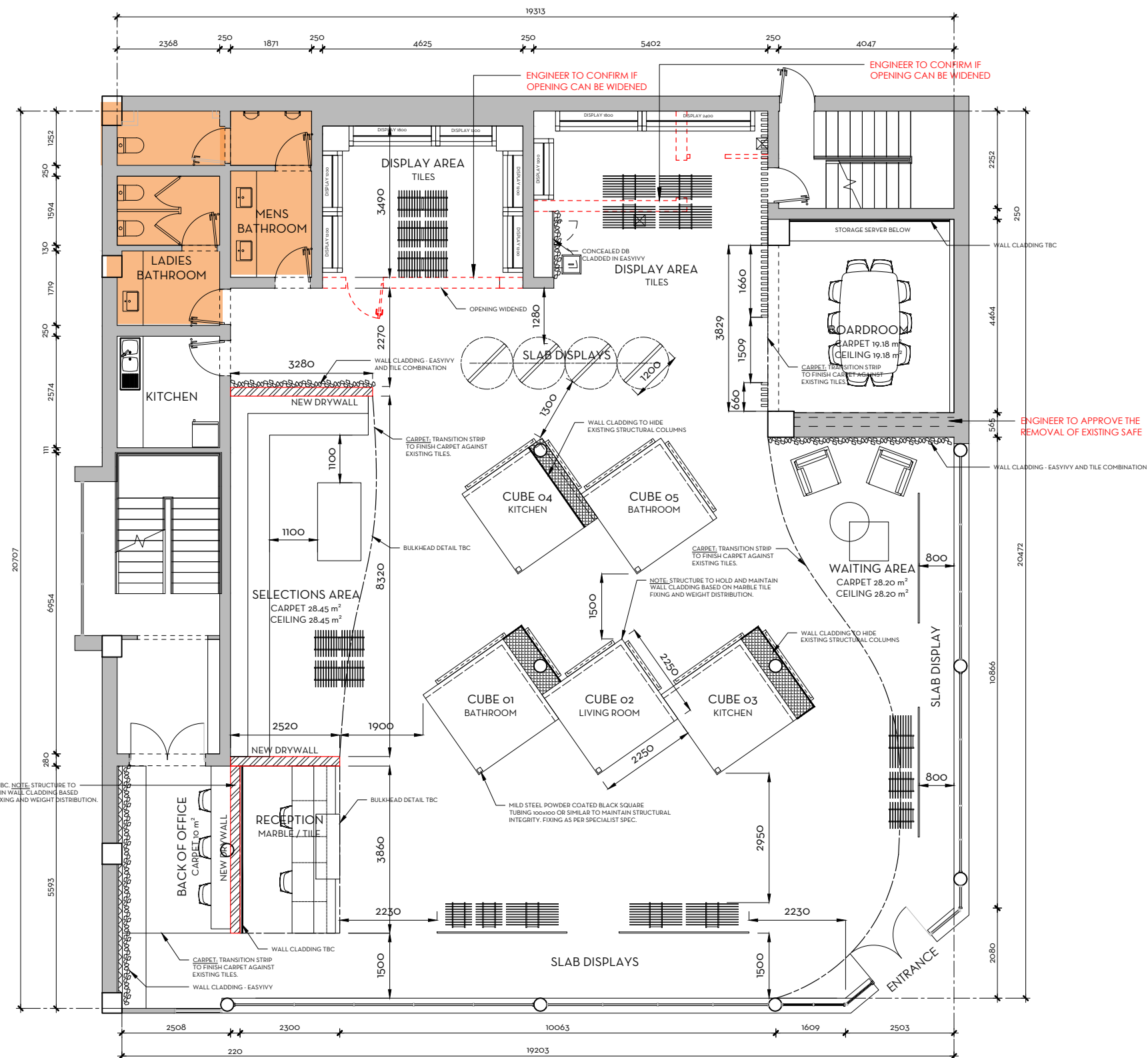
# INTERIOR STYLING DISPLAY AREA FIXTURES & FINISHES

1. Existing Floor
2. Feature Colour - New York Square
3. Offset Colour - Evasive White
4. Metal / Trim Colour - Black
5. Easy Ivy - Myrtle (CONCEAL DB BOARD PANEL)

3. 8

GUEST CLOAKROOMS





FLOOR PLAN - GROUND FLOOR  
SCALE 1:100

## PROPOSED DRAFT SHOWROOM LAYOUT - OPTION 2

### NOTE:

The design of this drawing is copyright and remains the property of the Interior Designer.

Contractor to verify all levels, heights and dimensions on site and check same against drawings before putting any work in hand. Any discrepancies to be reported immediately to the designer for clarifications. Please contact us should you be unsure!

All dimensions are given in millimeters.

All work must comply with the current South African National Building Regulations, SANS 10400.

### REVISIONS

Rev No.	Description	Date
---------	-------------	------

### ADDITIONAL NOTES:

Project  
**ARTMAR SHOWROOM  
JOHANNESBURG**

Issued for  
**INFORMATION PURPOSES**

Design stage  
**SKETCH DRAWINGS**

Drawing  
**PROPOSED DRAFT SHOWROOM  
LAYOUT - OPTION 2**

Date of issue 2021.03.05	Drawn by EB	Issued by LC
Drawing No. 18 02 21	Scale As shown	Pg size A3
		Revision 00



### SODESIGN's TERMS:

SODESIGNs Close Corporation (SODESIGN Lifestyles trading as SODESIGNs/SODESIGNs)

SODESIGNs's Terms in their prevailing form from time to time (SODESIGNs's Terms) are applicable to all business dealings (including those with client and suppliers) and all agreements. Products and Services are made available to customers subject to SODESIGNs's Terms. The prevailing SODESIGNs Terms are available at [www.SODESIGNs.co.za](http://www.SODESIGNs.co.za)

Leighton Clapton	083 454 7410
------------------	--------------



INSPIRATIONAL

INSPIRATION  
GUEST CLOAKROOM






3D MODELLED IMAGE

INTERIOR STYLING  
MENS CLOAKROOM

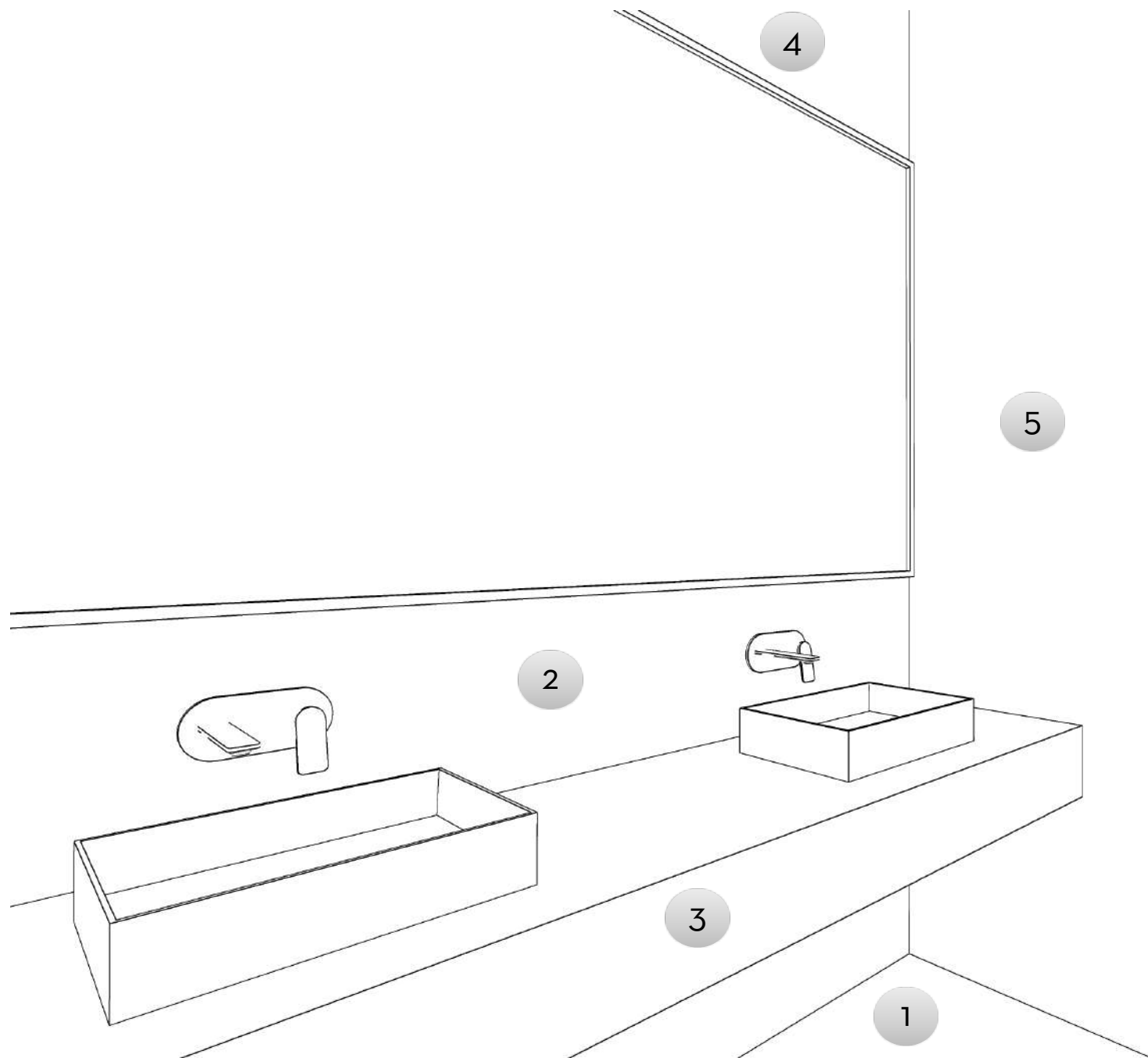
**SO**  
*designs* presented by  
LEIGHTON CLAPTON



1. Existing Floor
2. Silver Emprador Marble - 600x400 Polished - Wall Tiles
3. Venus Grey Granite - 20mm Polished - Counter Tops
4. Wall Colour - Plascon Evasive White
5. Feature Wall Colour - New York Square

## FIXTURES AND FINISHES GUEST CLOAKROOM





# INTERIOR STYLING MENS CLOAKROOM FIXTURES & FINISHES

1. Existing Floor
2. Silver Emprador Marble - 600x400 Polished - Wall Tiles
3. Venus Grey Granite - 20mm Polished - Counter Tops
4. Wall Colour - Plascon Evasive White
5. Feature Wall Colour - New York Square



1

2

3

4

# FIXTURES AND FINISHES MENS CLOAKROOM OPTION 1

1. D-Code Wall Mounted Pan Rimless 355 x 545mm - Duravit and Geberit
2. D-Code Concealed Inlet Urinal White - Duravit
3. Spring Tide Basin Concealed Mixer with Spout Black - BluTide
4. Alto Art Countertop Basin without Overflow White - Vaal

SUGGESTED FITTING OR SIMILAR





1

2

3

4

FIXTURES AND FINISHES  
MENS CLOAKROOM  
OPTION 2

1. D-Code Wall Mounted Pan Rimless 355 x 545mm - Duravit and Geberit
2. D-Code Concealed Inlet Urinal White - Duravit
3. Spring Tide 210 High Basin Mixer Black - BluTide (Counter Mounted)
4. Alto Art Countertop Basin without Overflow White - Vaal

SUGGESTED FITTING OR SIMILAR

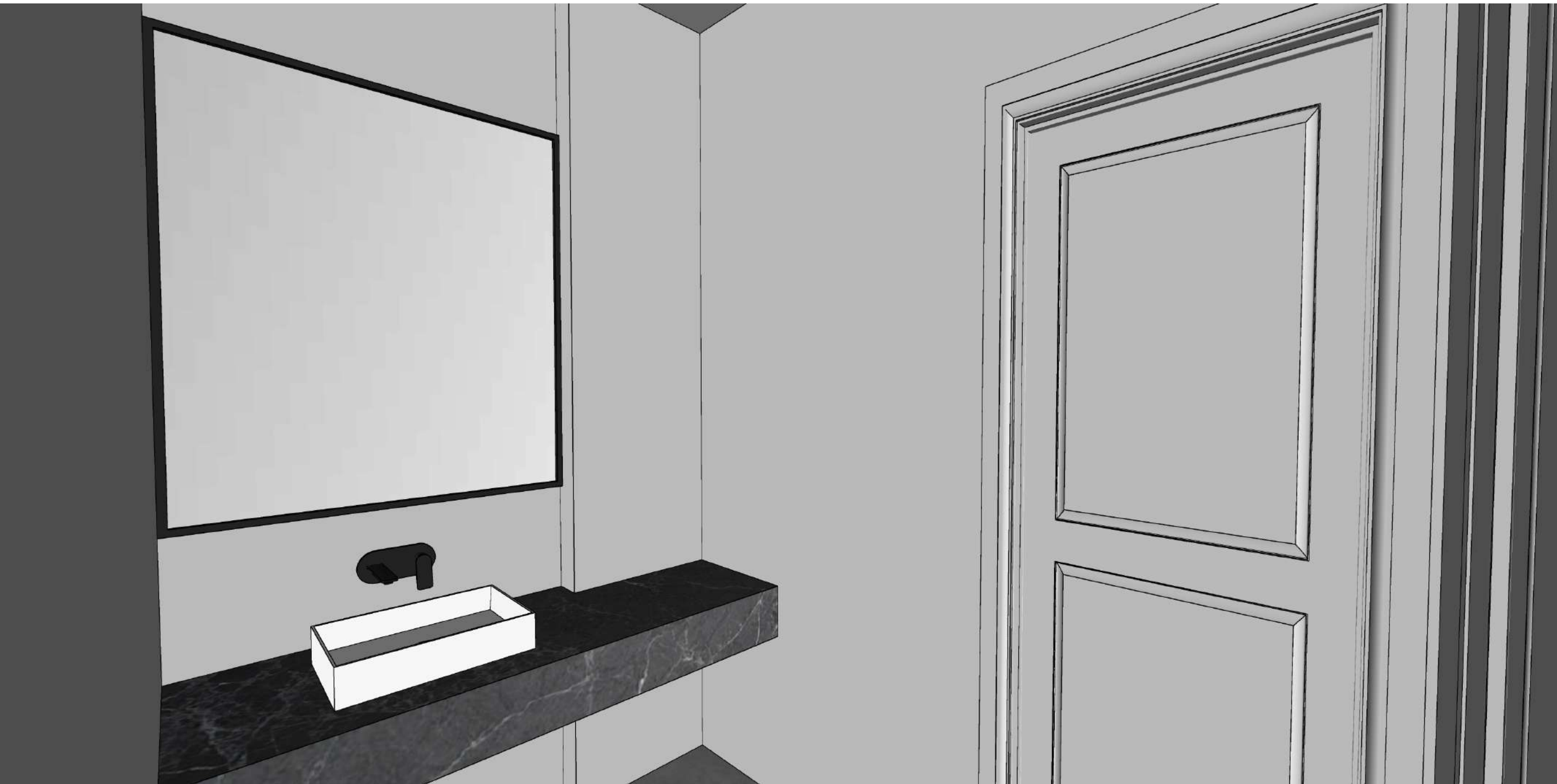


FIXTURES AND FINISHES  
MENS CLOAKROOM  
OPTION 3

1. D-Code BTW Close Couple Pan White Alpin - Duravit
2. D-Code Concealed Inlet Urinal White - Duravit
3. Tivoli Bardi Black Basin Mixer Tap
4. Adesso Piazza Basin Countertop 560x450x150mm

SUGGESTED FITTING OR SIMILAR






3D MODELLED IMAGE

INTERIOR STYLING  
LADIES CLOAKROOM

**SO**  
*designs* presented by  
LEIGHTON CLAPTON



1. Existing Floor
2. Silver Emprador Marble - 600x400 Polished - Wall Tiles
3. Venus Grey Granite - 20mm Polished - Counter Tops
4. Wall Colour - Plascon Evasive White
5. Feature Wall Colour - New York Square

# INTERIOR STYLING LADIES CLOAKROOM FIXTURES & FINISHES





1

3

1. D-Code Wall Mounted Pan Rimless 355 x 545mm - Duravit and Geberit
2. Spring Tide Basin Concealed Mixer with Spout Black - BluTide
3. Alto Art Countertop Basin without Overflow White - Vaal

FIXTURES AND FINISHES  
LADIES CLOAKROOM  
OPTION 1

SUGGESTED FITTING OR SIMILAR



2



3



1



1. D-Code Wall Mounted Pan Rimless 355 x 545mm - Duravit and Geberit
2. Spring Tide 210 High Basin Mixer Black - BluTide (Counter Mounted)
3. Alto Art Countertop Basin without Overflow White - Vaal

FIXTURES AND FINISHES  
LADIES CLOAKROOM  
OPTION 2

SUGGESTED FITTING OR SIMILAR



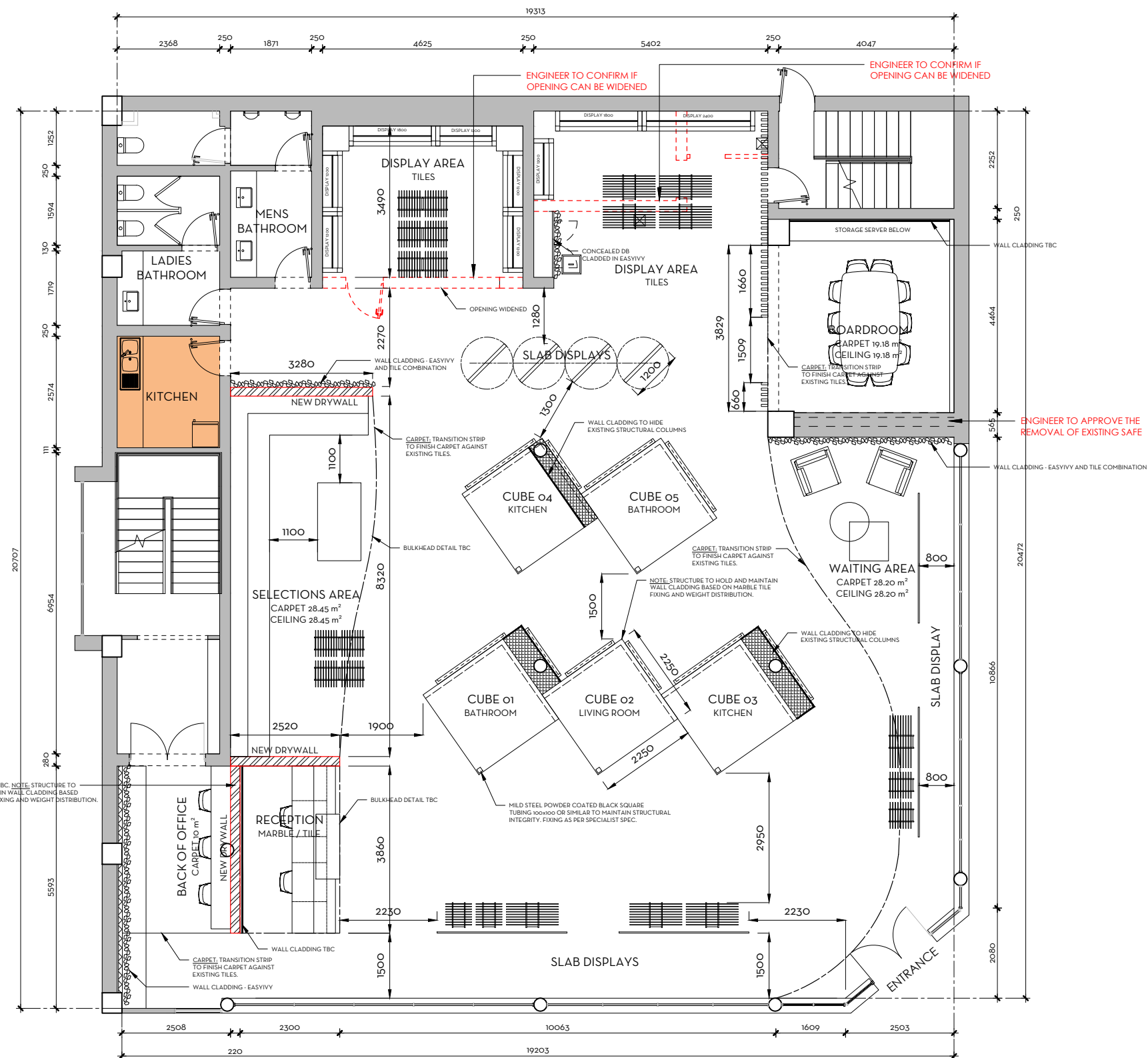


FIXTURES AND FINISHES  
LADIES CLOAKROOM  
OPTION 3

1. D-Code BTW Close Couple Pan White Alpin - Duravit
2. Tivoli Bardi Black Basin Mixer Tap
3. Adesso Piazza Basin Countertop 560x450x150mm

SUGGESTED FITTING OR SIMILAR

## 3. 9 KITCHEN



FLOOR PLAN - GROUND FLOOR  
SCALE 1:100

## PROPOSED DRAFT SHOWROOM LAYOUT - OPTION 2

### NOTE:

The design of this drawing is copyright and remains the property of the Interior Designer.

Contractor to verify all levels, heights and dimensions on site and check same against drawings before putting any work in hand. Any discrepancies to be reported immediately to the designer for clarifications. Please contact us should you be unsure!

All dimensions are given in millimeters.

All work must comply with the current South African National Building Regulations, SANS 10400.

### REVISIONS

Rev No.	Description	Date
---------	-------------	------

### ADDITIONAL NOTES:

Project  
**ARTMAR SHOWROOM  
JOHANNESBURG**

Issued for  
**INFORMATION PURPOSES**

Design stage  
**SKETCH DRAWINGS**

Drawing  
**PROPOSED DRAFT SHOWROOM  
LAYOUT - OPTION 2**

Date of issue 2021.03.05	Drawn by EB	Issued by LC
Drawing No. 18 02 21	Scale As shown	Pg size A3
	Revision 00	



### SODESIGN's TERMS:

SODESIGN Close Corporation (SODESIGN Lifestyles trading as SODESIGN/SODESIGN)

SODESIGN's Terms in their prevailing form from time to time (SODESIGN's Terms) are applicable to all business dealings (including those with client and suppliers) and all agreements. Products and Services are made available to customers subject to SODESIGN's Terms. The prevailing SODESIGN Terms are available at [www.SODESIGN.co.za](http://www.SODESIGN.co.za)


Leighton Clapton 083 454 7410





INSPIRATIONAL

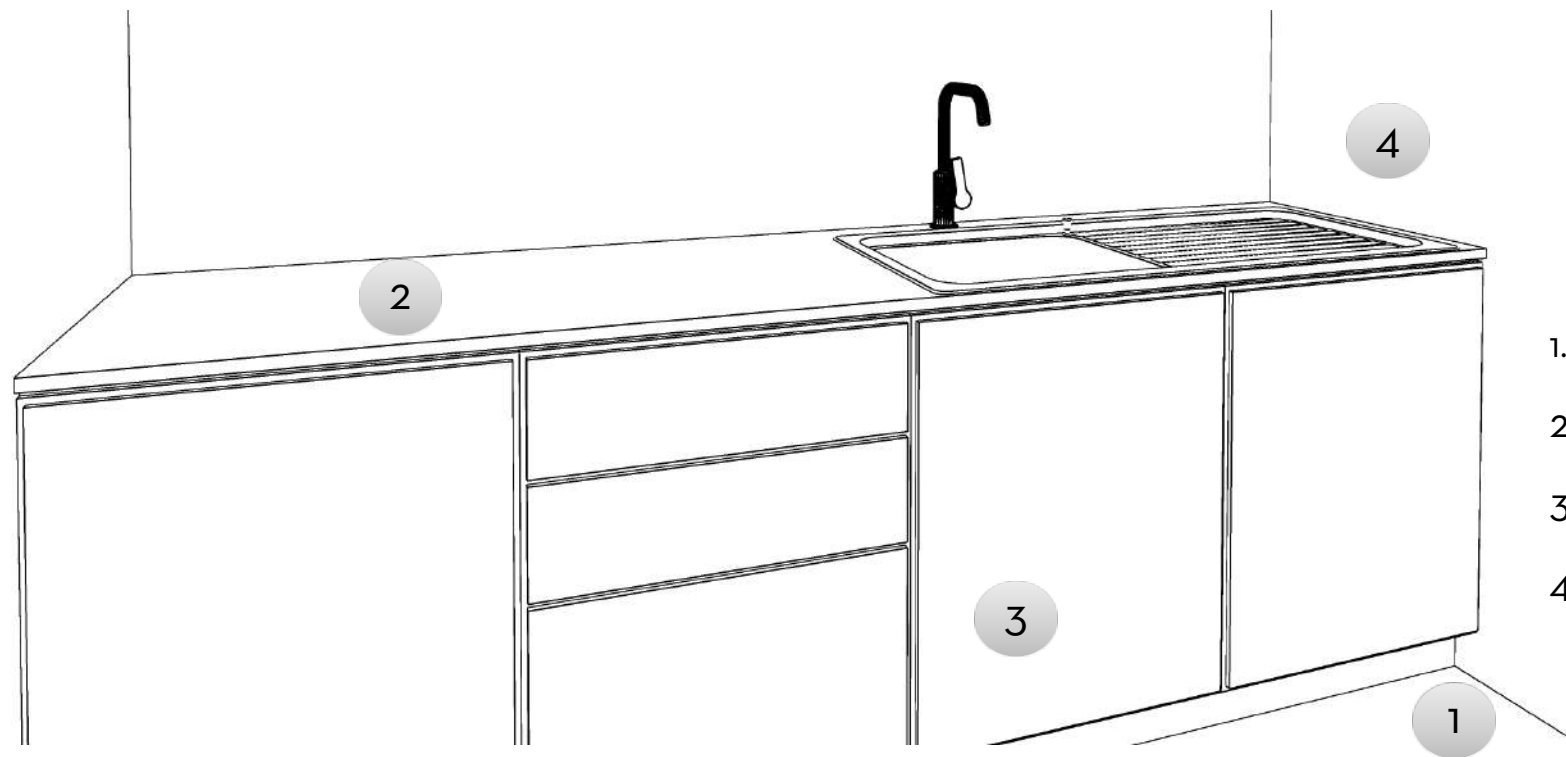

INSPIRATION  
KITCHEN



1. Existing Floor
2. Silver Emprador Marble - 600x400 Polished - Splash Back
3. Venus Grey Granite - 20mm Polished - Counter Tops
4. PG Bison - Folkstone Grey - Carpentry
5. Wall Colour - Plascon Evasive White
6. Feature Wall Colour - New York Square

## FIXTURES AND FINISHES KITCHEN





1. Existing Floor
2. Venus Grey Granite - 20mm Polished - Counter Tops
3. PG Bison - Folkstone Grey - Carpentry
4. Wall Colour - Plascon Evasive White

INTERIOR STYLING  
KITCHEN

**SO**  
*designs*  
presented by  
LEIGHTON CLAPTON





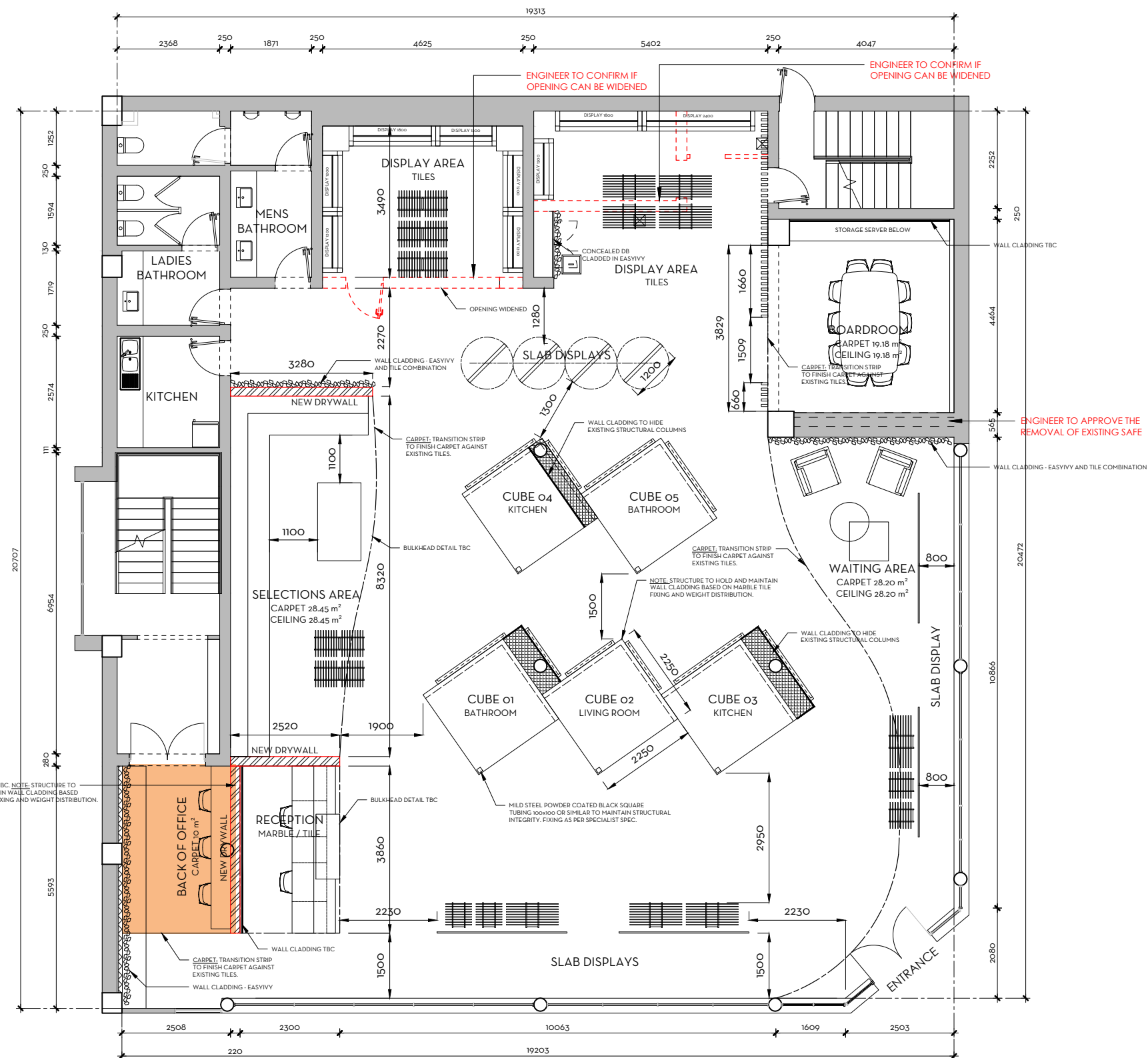
## FIXTURES AND FINISHES KITCHEN

1. Nouveau NVN611 Sink SEB 800x460x149mm w/ BSW SSS - Franke
2. Decor Kitchen Mixer 260 Swivel Spout Matt Black - Hansgrohe

SUGGESTED FITTING OR SIMILAR

3. 10

B A C K   O F F I C E



FLOOR PLAN - GROUND FLOOR  
SCALE 1:100

## PROPOSED DRAFT SHOWROOM LAYOUT - OPTION 2

### NOTE:

The design of this drawing is copyright and remains the property of the Interior Designer.

Contractor to verify all levels, heights and dimensions on site and check same against drawings before putting any work in hand. Any discrepancies to be reported immediately to the designer for clarifications. Please contact us should you be unsure!

All dimensions are given in millimeters.

All work must comply with the current South African National Building Regulations, SANS 10400.

### REVISIONS

Rev No.	Description	Date
---------	-------------	------

### ADDITIONAL NOTES:

Project  
**ARTMAR SHOWROOM  
JOHANNESBURG**

Issued for  
**INFORMATION PURPOSES**

Design stage  
**SKETCH DRAWINGS**

Drawing  
**PROPOSED DRAFT SHOWROOM  
LAYOUT - OPTION 2**

Date of issue	Drawn by	Issued by
2021.03.05	EB	LC

Drawing No.	Scale	Pg size	Revision
18 02 21	As shown	A3	00



### SODESIGN's TERMS:

SODESIGN's Close Corporation (SODESIGN Lifestyles trading as SODESIGN's/SODESIGN's)

SODESIGN's Terms in their prevailing form from time to time (SODESIGN's Terms) are applicable to all business dealings (including those with client and suppliers) and all agreements. Products and Services are made available to customers subject to SODESIGN's Terms. The prevailing SODESIGN's Terms are available at [www.SODESIGN's.co.za](http://www.SODESIGN's.co.za)

Leighton Clapton	083 454 7410
------------------	--------------





3D MODELLED IMAGE

INTERIOR STYLING  
BACK OFFICE


**SO**  
*designs* presented by  
LEIGHTON CLAPTON



3D MODELLED IMAGE

INTERIOR STYLING  
BACK OFFICE

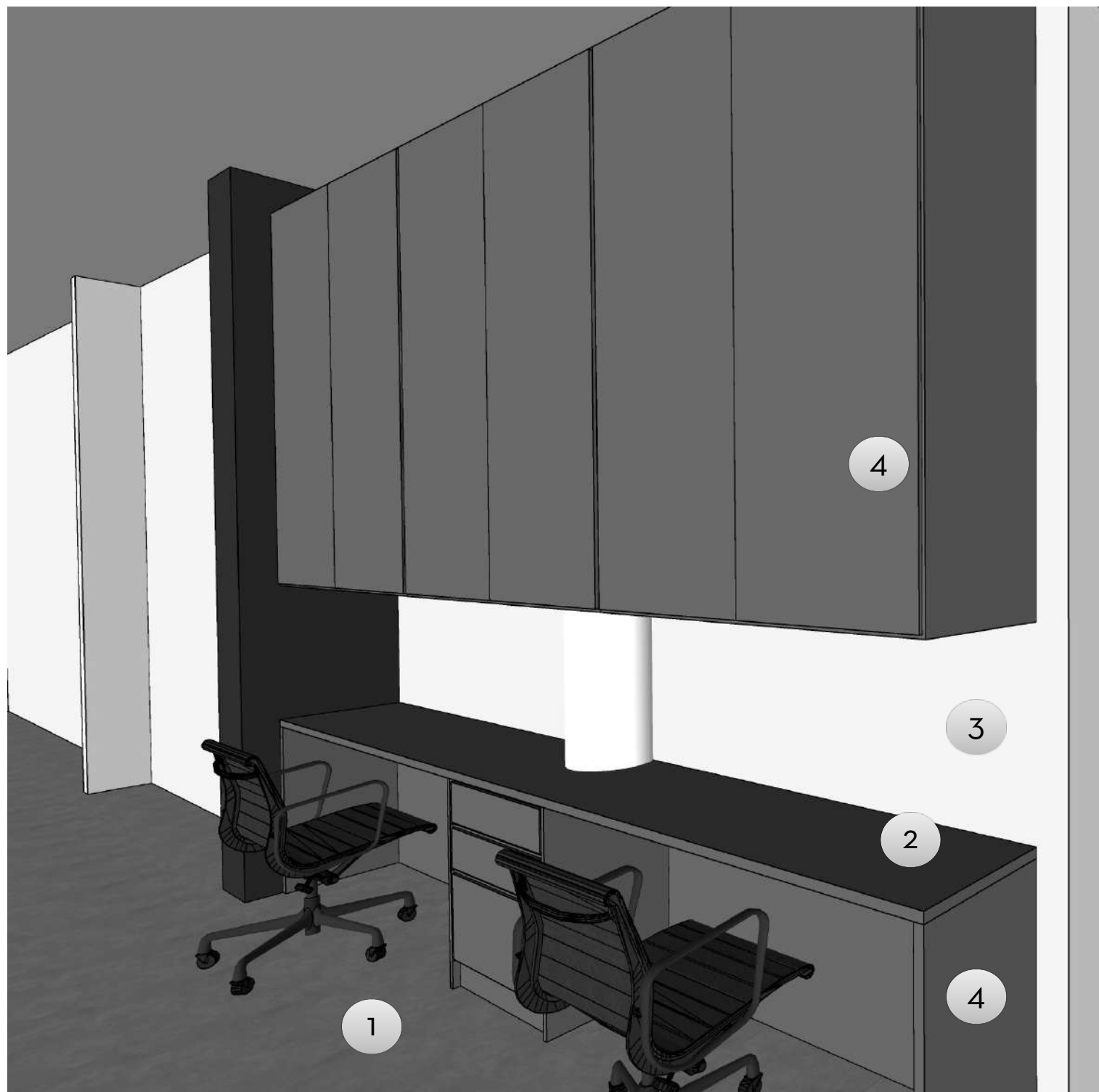
**SO**  
*designs* presented by  
LEIGHTON CLAPTON



INTERIOR STYLING  
**BACK OFFICE**  
 FINISHES AND FIXTURES

1. Existing Floor
2. PG Bison - African Wenge
3. Plascon Evasive White
4. PG Bison - Storm Grey Supagloss






# INTERIOR STYLING BACK OFFICE FIXTURES & FINISHES

1. Existing Floor
2. PG Bison - African Wenge
3. Plascon Evasive White
4. PG Bison - Storm Grey Supagloss

0 4

CARPENTER / JOINERS / MARBLE FABRICATION



MARBLE FABRICATION EDGING / STYLING IDEAS

INTERIOR STYLING  
POD DISPLAYS & OTHER

**SO**  
*designs*  
presented by  
LEIGHTON CLAPTON





EDGING / STYLING IDEAS

## CARPENTERS / JOINERS AND MARBLE FABRICATION NOTES:

- Soft close hinges.
- Soft close runners.
- Finger Grip detailing on all doors
- Shop drawings and detailing to be signed off by client
- Sales and Selections area to be confirmed based on tile and marble sample sizes and to be signed off by client.
- Marble top detail to be specified by Fabricators and signed off by client.
- Black solid timber kick plates in areas on FFL and tiled areas - to prevent any damages / or water ingress.
- Standard aluminium removable kick plates in all other kitchen and specified areas - to be signed off by client.

INTERIOR STYLING  
POD DISPLAYS & OTHER

**SO**  
*designs*  
presented by  
LEIGHTON CLAPTON



# INTERIOR DESIGN AND DECORATIONS

Founder and designer, Leighton Clapton has always been most comfortable following creative pursuits. This passion for art and design, culminated in him launching his own interior design studio more than 15 years ago.

Leighton is known for his skill at transforming spaces into bespoke creations that exude elegance, comfort and luxury – a perfect union of function and flair, executed to precision.

It is this signature style that he has brought to some of the most premium addresses in South Africa, on projects ranging from R2 million to R75 million, for residential spaces anywhere from 180sqm to 2000sqm, through to 8000sqm commercial projects.

The designs and or these drawings are all copyright and remain the property of SOdesigns.

INTERIOR ARCHITECT | INTERIOR DECORATION | PROJECT MANAGE | CONSULTANCY